

## AN ASSESSMENT OF CONFLICT-INDUCED INTERNAL DISPLACEMENT TRENDS AND SITUATIONS OF IDPS IN ETHIOPIA

Eyayu Kasseye Bayu<sup>1\*</sup>, Dr. Emile Sunjo<sup>2</sup>

<sup>1\*</sup>Studying at Pan African University Institute of Governance, Humanities, and Social Sciences, Governance and Regional Integration (Regional Integration Option), University of Yaoundé II, Cameroon, Tele: +237678975844;

<sup>2</sup>Senior Lecturer in International relations and Conflict Studies, Buea, Cameroon, Email: [emile.sunjo@ubuea.cm](mailto:emile.sunjo@ubuea.cm); Tele: +237677248994; P.O.X: 18, Yaoundé, Cameroon.

\*Corresponding Author:  
[eyasukassa21@gmail.com](mailto:eyasukassa21@gmail.com)

---

### Abstract

Internal displacement has emerged as one of the world's greatest human disasters today. IDMC 2023 statistics showed that, there are approximately 77.1 million internally displaced persons. It causes death and property damage, food insecurity and starvation, family disruption, psychological and physical problems on IDPs. Hence, the objective of this study was to examine the prevalence of conflict-induced internal displacement in Ethiopia from 2017 to 2023, and identify the situations of IDPs housed in IDPs camps of North-western Ethiopia (Amhara region). The data was collected from 415 surveyed IDPs, 14 interviewee and 8 key informants. The secondary sources i.e. published articles and IDMC data were taken. Descriptive statistics and textual analysis were used to analyse the data.

The result demonstrated that, a total of 670,999; 187,592, and 1,431,682 persons were displaced within the regions and within the country due to the escalation of conflict before 2018, during 2018, and in 2019 respectively. This shows that an enormous tragedy also referred to as a human catastrophe occurred in the Ethiopian historic event in 2019, with about 1.432 million people fleeing their homes because of inter-communal violence in the country. As a result of conflict and violence, more than 2.9 million people have been internally displaced in the country since 2020. Hence, from 2008 to December 2021, the overall number of internal displaced people in Ethiopia was more than 5,142,000, whereas the total number of IDPs due to conflict is more than 3,589,000 as of the end of 2021. As of March 2022, an estimated 5,582,000 people were internally displaced within Ethiopia as a result of armed conflict and disasters, with 2,848, 0001 IDPs in the Amhara, Afar, and Tigray regions. Nearly 3.9 million people living in displacement because of conflict and violence across Ethiopia at the end of 2022. Based on the findings, a significant number of displaced people housed in IDP camps did not have shelter, shortage of food and nonfood items, rare safe drinking water sources, high sickness and death, limited sanitation, health and hygiene services. Additionally, IDPs did not have security protection, which prevent them from physical and psychological harms, and did not receive any protective and resilient support from government to their survival in the dwelled camp sites. In conclusion, Ethiopia represented the highest proportion of IDPs in the global displacement numbers. Conflict-induced displaced persons housed in the camps of Amhara region are living in desperate conditions. Therefore, federal government of Ethiopia should work towards addressing the causes of conflict and ethnic based violence, human rights protection, and political commitment with regional governments on the issues of IDPs for durable solutions.

**Keywords:** Conflict; Internal displacement; Ethnic based violence; IDPs; Ethiopia

## 1. INTRODUCTION: BACKGROUND AND JUSTIFICATION

Human displacement is still one of the most serious humanitarian issues confronting the globe today (Ekoh et al., 2019). Internally Displaced Persons (IDPs) as a result of conflict are a huge global concern with serious implications for long-term development. In 2020, 40.5 million people were newly displaced in 149 countries and territories, bringing the global total to 55 million (IDMC, 2021a). According to Wanninayake (2019), internally displaced persons are one of the world's most critical humanitarian challenges. It addresses the problem of nearly 30 million internally displaced individuals (IDPs), refugees who have been forced to from their homes due to military war, ethnic persecution, or other human rights violations. The two most crucial countries were Syria and Afghanistan in 2020 (IOM, 2021a).

North Africa continues to be the source and destination of a substantial number of refugees and IDPs in the African area, with conflict and violence playing a major role in displacement within and outside the region (ACAPS, 2021b). For example, more than 41 million people were internally displaced worldwide at the end of 2018, overlooking conflicts, violence, natural disasters, and climate change. Over 50 percent of those who fell from this height were women and girls (Cazabat, 2020; Haar & Mathijs, 2019).

The Middle East and North Africa had the most IDPs (5.5 million), followed by Sub-Saharan Africa (8.2 million) (Joint Data Center on Forced Offsets, 2020). Similarly, East Africa continues to host and be the source of the world's greatest refugee population. The East and Horn of Africa, as well as the Great Lakes region, continue to be the countries of origin for the greatest number of African refugees, with an influx of more than 5 million from the region expected in 2020. South Sudan was the world's fourth greatest source of refugees (nearly 2 million) in 2020. Over 800,000 internally displaced people live in Somalia, another sub region devastated by years of violence and conflict (UNHCR, 2021a; Teye, 2010).

Since 2018, Ethiopia has had the greatest number of new conflict-related internally displaced people in the world (IDMC, 2019; IOM, 2021c). Internal displacement is frequently caused by a combination of these reasons. Some have been displaced as a result of direct or indirect government activity, while others can move despite such action (UNDP, 2021). Political instability and insecurity (war, ethnic violence, and community dissatisfaction) are among the factors, as well as climate-related scenarios such as natural disasters (droughts, famines, landslides, floods, and so on). The main drivers of the worsening of internally displaced persons in Ethiopia include planned relocation initiatives, resettlement because of construction projects, and over-urbanization (Yigzaw & Abitew, 2019). Internal conflicts are the main cause of noncombatant population displacement, which is common globally (IDMC, 2012) and have severe health and social effects on internally displaced people (Siriwardhana *et al.*, 2013).

Conflict-related displacement has also an effect on livelihoods and educational systems, restricting access to education and security and, as a result, jeopardizing health and social life. The environmental impact of internally displaced people affects the safety of both displaced people and host communities. Disruptions in social life caused by displacement can have an effect on mental health and employment opportunities (IDMC, 2018a). The IDMC (2018b) research findings additionally showed that the mortality rate of IDPs is extremely high due to communicable diseases as well as reproductive health concerns. Other effects of displacement include the loss of houses and assets, the loss or involuntary disappearance of close relatives, poverty, family separation and disintegration, and trauma as the result of murder, terrorism, torture, rape, and sexual abuse (McKay, 2009).

Siriwardhana et al. (2013) did study on the psychological effects of long-term displacement in post-war Sri Lanka. The findings provided new insight into the mental health challenges facing internally displaced people in Sri Lanka and around the world, as well as an investigation of larger mental health issues among vulnerable populations affected by forced displacement, highlighting the importance. According to the results of this study, while displacement continues, internally displaced people are frequently ignored, with detrimental social, cultural, economic, and health implications. The study of Mehari (2017), Yigzaw & Abitew (2019), IOM DTM (2021), and Jafer et al., (2022), Ethiopia is at the forefront of severe internal displacement in the world, which is caused by a wide range of situations and has multiple consequences on people. Nonetheless, the study reveals that Ethiopia had the third-highest number of internally displaced individuals (IDPs) in 2018, with 3,191,000, due to ethnic and border conflicts. This is a human disaster and an extraordinary humanitarian calamity. Over 2.9 million people have been forced to from their homes in the country (IOM, 2019).

The issue has been painful since November 4, 2020, when TPLF soldiers attacked the Northern Command of the Ethiopian Democratic Republic Defense soldiers. Since then, the Ethiopian government has taken steps to enhance the rule of law. The TPLF terrorist group's fight in the Amhara and Afar areas destroyed lives, property, and even animals while targeting civilians including farmers, women, girls, and children. Thousands of people, including women, girls, and children, have been moved to safer parts of the region, according to other residents. Significant inter- and intra-regional displacement took place, leading to a fresh wave of humanitarian suffering. According to the UNICEF (2021) study, the Amhara region has about 1.37 million IDPs who reside in host communities and IDP camps. More than 674,000 have been internally displaced as a result of the Tigray crisis's escalation. The matter has gone largely unreported and uninvestigated. Given this issue, the authors aimed to examine conflict-related internal displacement trends in Ethiopia and the situation of IDPs in the camps. It is also aimed to address the research question of:

- ✓ Identify the situation of conflict-induced displaced persons in IDP camps of the Amhara region, North-western Ethiopia?
- ✓ How is the prevalence /trends of conflict-induced displacement in Ethiopia?

## 2. Literature Review

### 2.1 Conceptual framework

#### 2.1.1 *Definition and Concepts of Conflict-Induced Displacement*

Conflict is a process that begins when one person or group perceives differences and opposition between themselves and another person or group about interests and resources, ideas, values, or tasks that are essential to them. As stated by Jeong (2008), this process view can be utilized for all types of parties--nations, organizations, groups, or individuals--and for all forms of conflict--from latent tensions to apparent violence. Post-cold conflict anticipates a world without wars, in which issues between and within nations are addressed peacefully via discussion, have not been fully realized. Approximately one-third of all United Nations Member States were directly involved in at least one military war during the decade. Following the end of the period known as the cold war, the number of disputes ascended, reaching a peak in 1992. The majority had been contained by the end of 1997. In 1998, there were 27 disputes and 36 in 1999. There was only one major armed conflict between states from 1989 to 1997. This dramatic shift from pattern-to-intra-state conflict reflects an emerging era in international stability, in which many states are unable to deliver peaceful and effective solutions when faced with intricate and intractable conflicts within their borders (Cilliers, 2018).

There may be periods or areas of relative stability in protracted conflicts, but the risk of acute or violent conflict exists, and conflict regularly restarts. Only 37 armed conflicts have been recorded on 2011 (Uppsala Conflict Data Program, 2009).

However, displacement can be external, such as refugees crossing borders, or internal, such as internally displaced people (also known as IDPs). Internal displacement causes can be divided into four categories: natural disaster-related migration (NDID), man-made disaster-related migration (MDID), conflict-related migration (CID), and development-related migration (DID) (Mehari, 2017). There is no universally accepted definition of displacement.

"Exactly who is a displaced person?" Conflicting definitions for various displaced groups around the world exist in the literature on forced migration. The primary actors in this debate are refugees and asylum seekers (those fleeing across borders) and internally displaced people (people who are displaced within their own nation). As a result, the definitions use criteria developed by the United Nations and recognized by international law as norms for comparing groups" (Samantha and Stuart, 2004 cited in UNHCR (1950).

The definition of IDPs in the 2009 Kampala Convention of the African Union Convention for the Protection and Assistance of Internally Displaced Persons in Africa (Kampala Convention) is the same as that used in the Guiding Principles: "Persons or groups of persons who have been forced or obliged to flee or leave their homes or places of habitual residence, in particular as a result of or in order to avoid the effects of armed conflict, situations of generalized violence, or other situations of generalized violence." "Internal displacement" refers to the involuntary or forced movement, evacuation, or relocation of individuals or groups of individuals within internationally recognized state borders (Article (1) of the African Union Convention).

According to Robinson (2003), IDPs are frequently characterized as people who have been displaced from their homes due to violence, human rights violations, or natural or man-made disasters, but they also include those who have been displaced by development initiatives. Internal displacement, defined as a situation in which individuals or groups of individuals are forcibly uprooted from their homes or places of habitual residence to other locations within their country as a result of or in order to avoid the effects of armed conflicts, violations of human rights, and natural or man-made disasters (Asplet, 2013 cited in Ekoh et al., 2019), has continued to undermine efforts to curb IDPs. IDPs are not recognized by international authorities and can encounter systemic human rights violations, violence, or ethnic or religious oppression, but they have the right to return home. They are nonetheless subject to the government's jurisdiction and responsibilities. The system in charge of defending the rights of IDPs may simultaneously be in charge of their expulsion and abuses of their rights.

#### 2.1.2 *Conflict-Induced Internal Displacement: Global Trends and Experiences*

The international assistance community faces a massive problem as a result of the global crisis of internal displacement. Although the exact figure is unknown, experts believe that the number of persons displaced within their own borders is over 30 million, with women and children accounting for almost 80% (Cohen and Francis, 1998 cited in Judy and Khadija, 1998).

The global IDP count of about 26 million at the end of 2008 reflects an additional displacement of 4.6 million people as well as an equivalent decrease in the number of IDPs as a result of some national figures being modified. In 2008, there were 900,000 more newly displaced people than in 2007, when there were 3.7 million. Five countries have the largest IDP populations, with the top four largely unchanged since the end of 2007 (Birkeland, 2009). Internal displacement is still regarded as one of the world's greatest human catastrophes (IDMC, 2011). In 2015, nearly 40 million people were displaced globally as a result of wars and violence caused by religious and ethnic conflicts, while 19.2 million was relocated as a result of natural disasters such as famine and floods. In Iraq, the military process and terrorist violence displaced 4 million people. Internal displacement is a major issue in a number of developing countries (Hussein et al., 2018). For example, three years after the conflict started, the situation of internally displaced people in Ukraine has become increasingly static (World Bank, 2017).

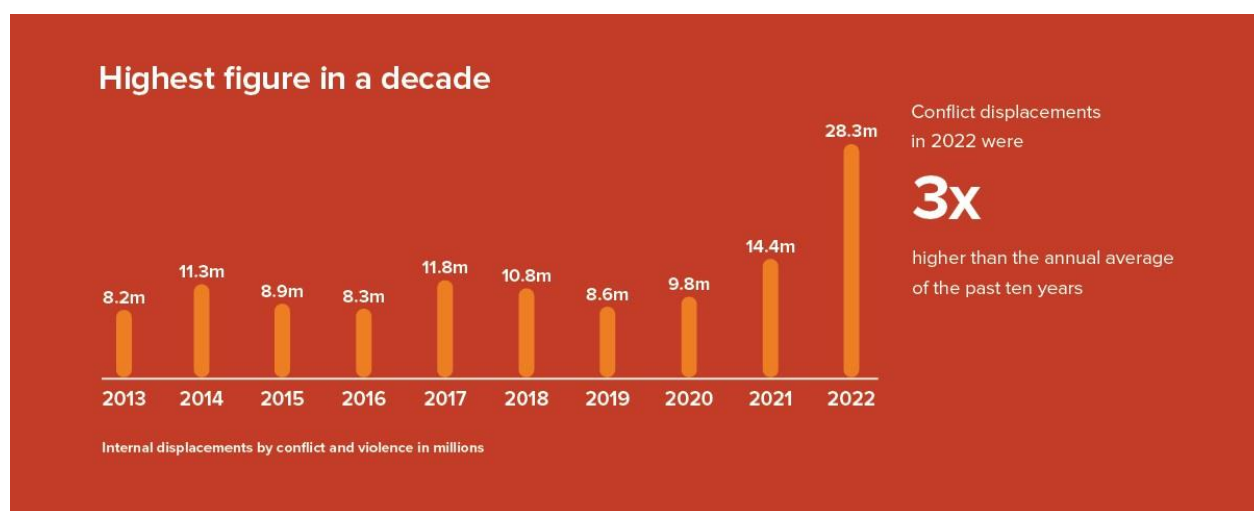
Surprisingly, according to statistics, 55 million people were globally internally displaced as of 31 December 2020, with more than 85% fleeing because of conflict and violence, and about 7 million displaced by disasters (IDMC, 2021a). More than 35 million (nearly 74% of the global total of 48 million displaced people) lived in only ten countries. The vast majority of new internal displacements in Europe in 2020 were the result of natural disasters rather than conflict. By the end of 2020, the Syrian Arab Republic had the greatest number of people displaced due to conflict (6.6 million),

followed by the Democratic Republic of the Congo (5.3 million). Colombia came in third with 4.9 million people, followed by Yemen (3.6 million) and Afghanistan (3.5 million) (IOM, 2021a).

According to Mridula (2013), violence has regularly resulted in significant internal displacement of the population in a majority of the North-Eastern states. Given the extent of the internal displacement problem in the Northeastern region, it is impossible to identify all of the reasons for internal displacement. Ten people were killed and almost 50,000 people were displaced from both villages during the war (Bhaumik, 2005, cited in Mridula, 2013). According to the Internal Displacement Monitoring Centre (IDMC), there are over 25 million IDPs in the world today as a result of violent conflict and human rights violations, with notable cases of over 1 million IDPs in Iraq, Sudan, Democratic Republic of Congo (DRC), Somalia, and Colombia (IDMC, 2011). Disasters caused the newest internal displacements in Asia. However, conflicts have significantly contributed to new internal displacements in Asia, with the Syrian Arab Republic recording the highest number (almost 2 million). Afghanistan (404,000) and Yemen (143,000) were also affected by large-scale conflict displacements. Yemen's humanitarian situation is one of the world's worst, displacing over 200,000 people in 2020 (IOM, 2021e).

The 2018 IDMC report quoted in Ekoh et al., (2019) revealed a global record of 11.8 million new conflict-induced internal displacements by the end of 2017, a 4.9 million rise from the previous year's 6.9 million. According to statistics, Sub-Saharan Africa accounts for 46.4 percent of this total or 5.472 million people. Population displacement and violence are now among the most serious current issues confronting the Horn of Africa, more than ever before. In addition, more than 1.7 million new displacements occurred in Ethiopia and Somalia as a result of conflict and community violence (IDMC, 2018a & 2018c).

The greatest number of new internal displacements in Africa in 2020 came from Sub-Saharan Africa, with the majority caused by violence in countries such as the Democratic Republic of the Congo, the Central African Republic, Sudan, South Sudan, Somalia, and Ethiopia (IOM, 2021e). In Ethiopia, approximately 1.7 million additional displacements related to war and violence were registered in 2020. This is the highest figure in the world, following only the Democratic Republic of the Congo and Syria (IDMC, 2021a; Yigzaw & Abitew, 2019).



**Figure-1: the conflict-induced displacement trends in the World since 2013 to 2022;**  
*Source: IDMC GRID, 2023*

Internal displacement reached a record level of 60.9 million within a year on 11 May 2023; however, the number of internally displaced people (IDPs) worldwide reached 71.1 million as of the end of 2022, a 20% rise from the previous year. It also shows that conflict and violence displaced 28.3 million people, the greatest number in a decade, with Ukraine accounting for 60% of the total. Conflict and violence resulted in 28.3 million internal displacements worldwide, three times the yearly average over the previous decade. Beyond Ukraine, Sub-Saharan Africa accounted for nine million people or 32% of the global total. The DRC had almost four million people, while Ethiopia had slightly more than two million (IDMC, 2023).

### 2.1.3 Conflict-Induced Internal Displacement Trends in Africa

In Africa, displacement is complicated. Africa has the most internally Displaced Persons (IDPs) in the world. IDPs received significantly less international attention, although having far more than refugees (Ferris, 2012). The number of IDPs in Africa in 2008 was the lowest reported in this decade. With the exception of Europe and Central Asia, all other regions experienced an increase in the number of IDPs. Following a year of prolonged conflict, the number of IDPs in Somalia increased to 1.3 million, yet the number in Uganda covered below 1 million as return movements continued (Birkeland, 2009).

At the end of 2011, there were an estimated 26.4 million IDPs globally, including 9.7 million in Sub-Saharan Africa, a figure that is down 13 percent from 2010 when there were just over 11 million (IDMC, 2011 cited in Ferris, 2012). The Central African Republic (CAR) is one of the world's most conflict-torn countries. Despite the fact that an estimated 2.5 million people - more than half of the country's population - require immediate assistance (OCHA, 2018b). Thousands of Nigerians, however, have fled their homes and places of habitual living so as to avoid the adverse effects of

insurgency, inter-ethnic conflict, herdsmen/farmers conflicts, and natural disasters. Some of the displaced people are housed in IDP camps, while others have fled to other villages. The Nigerian government's has a poor control of the Boko Haram insurgency, as well as an increasing number of IDPs in the North East (Abada & Okafor, 2017). According to Yusuf et al., (2023) study interrogating emergency relief materials administration and the welfare of internally displaced persons (IDPs) in Maiduguri, internal displacement has rendered over 2 million people homeless in Nigeria, with Maiduguri hosting over 1.6 million as of May 2021.

Nigeria has around 3,300,000 internally displaced people, primarily as a result of the Boko Haram insurgency, which accounts for approximately 91.9 percent of all internal displacement in Northern Nigeria. Nigeria has a significant proportion of globally displaced people, the majority of whom are women and children (Igwe et al., 2021). Similarly, according to IDMC (2019:13), the number of newly displaced people as a result of armed conflict surpassed 7.5 million in 2018. The issue of internally Displaced Persons (IDPs) is undoubtedly common across Africa, notably in the Horn of Africa. By the end of 2020, the DRC had significantly more than 2 million current conflict displacements, while Ethiopia had more than 1.6 million.

Somalia had the second highest rate (19%) among African countries, followed by the Central African Republic, South Sudan, and Yemen (all of them with more than 12%). The Democratic Republic of the Congo (2.2 million) and the Syrian Arab Republic (1.8 million) topped the list of new displacements caused by conflict and violence in 2020, significantly influencing worldwide estimates. Ethiopia (1.7 million), Mozambique (0.6 million), and Burkina Faso (0.5 million) follow. Somalia and Ethiopia saw the most and second-most disaster displacements, respectively. Many of the displacements in Somalia were caused by heavy rainfall and subsequent flooding (IOM, 2021e). The operating environment in the Horn of Africa is becoming more complex as most countries in the region continue to be chronically affected by natural disasters or protracted conflicts, such as the conflict in Northern Ethiopia and increased localized conflict in Somalia (IOM, 2021a).

Ethiopia had the highest level of severe internal displacement in the world, according to the IOM's Displacement Tracking Matrix (DTM) (April 2021) report. According to the DTM 2021 site assessment report, which was based on data collected from December 2020 to January 2021, conflict displaced 1.12 million IDPs (62%), while drought displaced 331,963 IDPs (17%), flash floods displaced 169,662 IDPs (9%), seasonal floods displaced 114,496 IDPs (6%), and social tension displaced 91,822 IDPs (5%). According to the International Organization for Migration (IOM) in (2021d), 67 percent of the 79,498 returns (including 8,347 children) in 2021 came from conflict-affected districts of Tigray, Amhara, and Afar. The continuing violence is expected to last until 2022, resulting in a deterioration of civilian stability in Tigray and sections of the Afar and Amhara areas.

## **2.2 Theoretical Framework**

Different conflict theories were reviewed based on the nature of the issue in order to navigate the theoretical perspectives on ethnic conflict-induced displacement. Notably, every year, millions of individuals are forced to escape their homes due to violent conflict. The consequent displacement issues not only cause logistical and humanitarian nightmares, but also endanger international security and endanger the lives of displaced people, aid workers, and peacekeepers. Conflict-induced displacement theories emphasize both root and proximate causes. Analyzing core causes of displacement, such as persistent oppression and inequality, provides context and predictability. However, before forced displacement occurs, such conditions are usually combined with a proximate cause, such as ethnic cleansing, violence, or war. Indeed, many states are characterized by conditions and processes that are described as root causes of displacement, such as political oppression, inequality, or historical enmity; furthermore, such conditions can persist for years which end in significant forced displacement (Lischer, 2014).

Naturalist and socio-biological approaches to primordialism defined ethnicity as a group's self-identification or ascription by others to belong to a given ethnic group based on similar primordial identities (kinship, language, culture, customs, and religion) (Geertz, 1973). According to Smith (1991), ethnic communities have a persistent sense of common interests and identity-based on shared historical experiences, valued cultural qualities, beliefs, religion, language, and shared territory/homeland. In this context, the term primordial refers to the fact that family bond is anchored in a fundamental relational quality that places immeasurable value on blood. Primordialists, for example, regard ethnicity as inherent and innate to human identity, based on fixed deep primordial bonds to a group or culture. Displacement was caused by ethnic conflict in this case based on their ethnic ancestral origin or blood relationship.

In contrast to primordialism, instrumentalists assert that ethnicity is a social construct that stresses the sharing of cultural and linguistic characteristics as well as kinship roots for the goal of collective mobilization (Messay, 2001). In this view, ethnicity is created by specific elite or group motivated by competition for political power, economic rewards, social status, or other goals and motivations. It is a social, political, and cultural construct for various interests and social positions (Balcha, 2008).

According to instrumentalists, ethnicity is the connection of political oppression and dominance with identity manifestations in order to mobilize and coordinate political opposition and action. Ethnic consciousness is often associated with politics because it easily offers the basis for unified political action in the face of a threat or opportunity (Messay, 2001). In general, ethnicity has been used to mobilize people, and perceived or unequal distributions of economic and political benefits have fueled these confrontations. Thus, in a modernizing and post-industrial society undergoing major social change, individual elites build and transform ethnic communities via rivalry for political power, economic profit, and social status within and among ethnic categories. The principal causes are said to be competitiveness and conflict between inter-ethnic groups and elites. Particularly, competition and conflict between inter-

ethnic groups the elites is considered as the major cause behind ethnic self-consciousness and ethnic-based demands (Bras, 1991).

The greed model places an emphasis on elite rivalry for political power and significant natural resource rents. According to this viewpoint, violent armed conflict is produced and fuels power and resources, but it must also be financially viable: civil wars supported by natural resource rents such as blood diamonds or oil, or when sympathetic People living abroad provide a ready source of finance, are more likely to occur (Collier and Hoeffler, 2004). In the opinion of Grossman et al. (1999), violent conflict is an industry that benefits from looting, emphasizing that insurgents or contending parties are indistinguishable from bandits and pirates. Greed encourages such conflict or revolt, which is exacerbated by the availability or abundance of capturable natural resource rents. This essentially verifies the Tigray crisis against central government of Abiy Ahmed ruling system. Both parties are conflictual on the bases of power competitions.

The major assumption of relative deprivation theory is that a person's or group's satisfaction is only partially related to their objective circumstances, but that conflict is caused by severe inequality, injustice, deprivation of rights, and deprivation of resources, power, and ethnic and religious divisions in society. This opens up the possibility of rebelling and forming a rebel organization. People or communities who feel deprived of some good or resource are more likely to engage in conflict (Gurr, 1970). A group is considered to be relatively disadvantaged when its condition is compared to that of another identifiable group and it is shown to be at a disadvantage (Birrell, 1972). Except for border disputes, the vast majority of conflict in Ethiopia is ethnic violence against another ethnic group. For instance, ethnic cleansing on Amhara ethnic group in Oromia region by Militia of Oromo Liberation Front (OLF) is due deprivation assumption.

The Commission on Human Security (CHC) defines human security as "the construction of political, social, environmental, economic, military, and cultural systems that provide people with the basis for survival, livelihood, and dignity" (Bayar & Aral, 2019, p. 2).

The notion of human security was first proposed in the 1994 Human Development Report which focuses on two critical factors. These include freedom from fear and freedom from desire. Protection from threats such as physical violence, armed conflict, and war can be achieved through a variety of methods, including the design of buildings that promote peace. Freedom from want, on the other hand, necessitates freedom from nonviolent risks to human well-being and dignity such as poverty, hunger, illness, and environmental degradation (Woldetsadik, 2018). The concepts of freedom from fear and freedom from want are central to human security theory. The problem of fearlessness is narrower than the problem of want lessness. Freedom from Fear seeks to interpret human security as a means of safeguarding individuals from violent conflict, while also emphasizing the importance of poverty, government inefficiency, and other types of inequality. Freedom from want risks exacerbating the threat of hunger, poverty, sickness, and natural calamities. These are inseparable ideas for addressing the underlying causes of instability since they kill significantly more people than conflict, genocide, and terrorism combined. This notion is deeper than the issue of individual violence since it highlights human social and economic development as the greatest approach to keeping people secure (Hanlon & Christie, 2016, cited in Jafer et al., 2022). The researchers used the aforementioned theoretical perspectives to investigate conflict-induced displacements in Ethiopia in this review.

### 2.3 Empirical review

Siriwardhana et al. (2013) conducted a study on persistent internally displaced persons and common mental illnesses in Sri Lanka: A COMRAID study on the psychological effects of long-term displacement in post-conflict Sri Lanka. The findings provide light on the mental health challenges encountered by internally displaced people in Sri Lanka and around the world, as well as the importance of addressing broader mental health issues among vulnerable populations affected by displacement. Somatoform disorders are 14.0% prevalent, anxiety disorders are 1.3%, major depression is 5.1%, and other depressive syndromes are 7.3%. Emilio and Rafael (2017) studied the impact of internally displaced persons on host communities in Colombia, and they identified a significant association between an increase in internally displaced persons and unmet community-level basic needs. According to panel statistics, household consumption by residents of the host community decreased as more immigrants arrived. Although statistically significant, the showed impact on rents, food costs, and poverty is on a tiny economic scale. As author Robinson (2003) points out, development has taken over millions of people around the world's homes, livelihoods, health, and even lives, with devastating consequences, especially for women and children in flight.

Siriwardhana and Stewart (2013) investigate the relationship between forced migration and mental health: prolonged internal displacement, return migration, and resilience looked into the relationships between forced and long-term internal displacement, return migration, mental health, and the resilience of internally displaced people. There is clear evidence of an absence of adequate information on the impact of long-term displacement on displaced people's mental health. Irina et al., (2019) findings on the mental health of IDPs and the general population of Ukraine, the main results were 20.2% and 12.2% of IDPs, respectively, as a study of the above subject areas. % of the general population is concerned in some way. Depression has been identified in 25% of IDPs and 14% of the general population. Furthermore, serious depression and anxiety affect 16% of internally displaced people and 8% of the general population. According to the findings of the IDMC (2018b) report, internally displaced people have an influence on livelihoods, education, health, safety, social life, the environment, and access to housing and infrastructure. Internal displacement in one dimension has an effect on the other dimensions. Loss of livelihood, substandard housing, and disruptions in social life can all have an impact on one's health. According to a study undertaken by UNHCR (2021c) on the role of the private sector in instances of internal displacement, there is untapped potential to mobilize private sector donations for

IDP circumstances, especially emergency scenarios. More importantly, in stabilized and extended IDP situations, there is abundant opportunity for high-impact, context-specific and cross-sector cooperation.

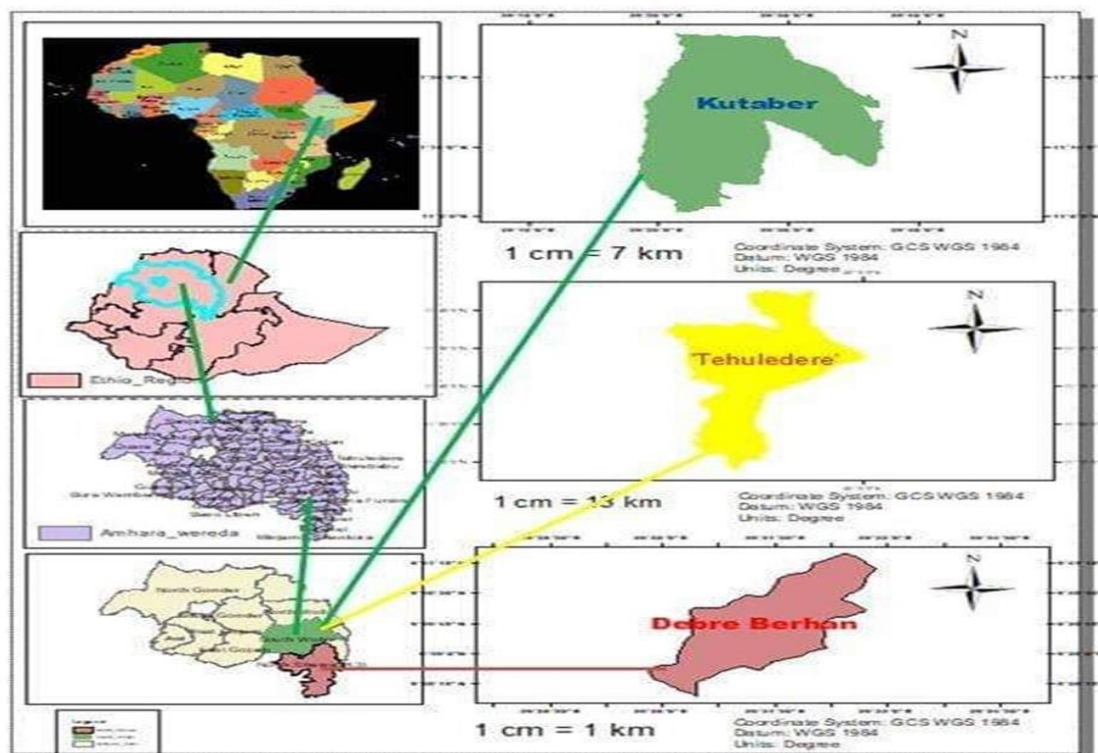
Tadele's (2022) systematic review study on internal displacement in Ethiopia: a scoping examination of its causes, trends, and implications. The primary driver is conflict-induced displacement, followed by climate-induced displacement and other variables. The findings on the impact of internal displacement reveal decline in livelihood and housing conditions, socio-cultural confusion, and limited access to basic services, loss of access to farmland, pastures, and forest lands, poverty risks, joblessness, social disarticulation, trauma, marginalization, and discrimination. This study stressed a complex set of causes that lead to people being internally displaced.

The findings of Jafer et al., (2022) study on post-displacement human security challenges of internally displaced persons (IDPs) resettled in Oromia Special Zone Surrounding to Addis Abeba show that social structural sources of insecurity such as unemployment, poverty, hunger, inequalities, and pollution, as well as institutional sources of insecurity such as oppression and political repression by the government, were the major challenges of the IDPs. Yigzaw and Abitew (2019) revealed that armed conflict was the leading cause of internally displaced persons in Ethiopia, followed by climate-related causes and the politics of resettlement and resettlement. The study additionally found that internally displaced people disturbed social intimacy, has an economic impact on both the IDP and the host society, left the IDP homeless, caused economic hardship, and made them more vulnerable to psychological abuse. It also revealed that the IDP died as a result of it. Only reports and working papers of international organizations on post-2020 conflict-related displacement have been published. Due to civil war in northern Ethiopia, and rapid ethnic cleansing and violence against Amhara civilians in the Oromia region, displacement was flexible, ongoing, and increasing day by day over the next four years. Here, therefore, the current state of conflict-related displacement trends in 2022/2023 in Ethiopia is overlooked. Here therefore, it needs to study the current situation of conflict-induced displacement trends in Ethiopia using qualitative and quantitative studies review.

### 3. Methodology and Materials

#### 3.1 Description of Study Area

Ethiopia is located in the Horn of Africa and the East region of Africa. Ethiopia is currently organized into ten administrative regions and two city administrations, with a federalism political framework. The assignment of regions is based on language and ethnic identity, as supported by the 1995 FDRE constitution and the EPRDF political system. Ethiopia is surrounded by conflict-prone countries such as Eritrea (north), Djibouti (east), Somalia (south-east), Kenya (south), and Sudan (west). This generates high-level security challenges, which are exacerbated by the country's disparities in ethnicity (Kassa & Mollaw, 2017). Ethiopia is a multi-ethnic and ancient African country. The Amhara people are one of the main populations who formed Ethiopia's state. These people can be traced back to Shem, Noah's eldest son (Joshua Project, 2018). According to mounting evidence, there is a significant level of social unrest, civil war, and conflicts in Northern Ethiopia, as well as drought and hunger in West and South East Ethiopia, after 2018.



**Figure: 3.1** Map of the Study Area (China camp from Kutaber district, Mekane Eyesus camp from Tehuledere district, Wonisnet and Sunflower camps from Debre Birhan Town). **Source:** GIS projected information computed since 2023.

### 3.2 Demographic, Socio-Economic and Political features of Ethiopia

Ethiopia has the most people in the Horn of Africa and has the second largest population in Africa after Nigeria (Statistica, 2020). Ethiopia is expected to have 119.3 million people in January 2022. According to the report, Ethiopia's population grew by 2.9 million (+2.5%) between 2021 and 2022. About 50.0% of Ethiopia's population is female, while 50.0% is male. At the beginning of 2022, 22.7% of Ethiopia's population lived in urban areas, while 77.3% lived in rural areas (Simon, 2022).

In the Horn of Africa, Ethiopia is a country of origin, transit, and destination for migrants. Ethiopians are the most mobile people in the region, with tens of thousands of young people leaving the country each year via Yemen, Somaliland, Puntland, and Djibouti to the Gulf States, with most of them going to the Kingdom of Saudi Arabia. People from Tigray, Oromia, and Amhara regions are among the most mobile, notably along the Eastern Corridor migrant route. In 2021, these three regional entities accounted for 93 percent of all comes back from the Kingdom of Saudi Arabia. The present crisis in Northern Ethiopia had an important effect on the operations of MRP partners (IOM, 2021d).

Ethiopia is the oldest independent African country (Taye, 2017: 45), but it is also one of the world's most divided. It is hardly unexpected, subsequently, that the termination of Ethiopia's Military Junta (the Derg Regime, 1974-1987) demanded power sharing. As a result, Chapter Four (Article 47) of the Democratic Republic of Ethiopia's 1995 constitution recognized ethnic diversity and aimed to create grounds for power, freedom, and rights in terms of representation, organization, mobilization, and associations. Incomparable settings, ethnic federalism, which was supposed to lead to ethnic cohesiveness and identity in Ethiopia, simply decentralized but did not solve ethnic issues (Taye, 2017:51; Abbink 2006:390).

Ethiopia has a long history of consolidated state power, culminating in nearly 20 years of Dergue military rule. Following the overthrow of the Dergue dictatorship in 1991, the Tigray Peoples Liberation Front (TPLF) soon transformed into the Ethiopian People's Revolutionary Democratic Front (EPRDF) and monopolized power, marginalizing or forcing other regional groupings into opposition. The EPRDF embarked on a significant reform initiative in an attempt to decentralize the rigid system it had inherited. Nine regions were established, largely along ethnic lines. Power was vested in Wereda (district councils) and Kebele (local councils) within the regions. The central government maintains solid control over the regional, district, and local bodies, and it is not afraid to use force against political opponents (UNHCR, 2004; HRW, 2005 cited in IDMC, 2006).

Internal displacement due to conflict occurs in several places of Ethiopia in terms of societal difficulties. It is primarily caused by tensions among 80 ethnic groups, which are exacerbated by the government's ethnic regionalization policy, tight political control from the center while not ensuring the protection of ethnic minorities' interests, and widespread resource shortages in a chronically food insecure country (IDMC, 2006; Mehari, 2017), Ethiopia has been governed, since 1991, under an ethnic federal constitution, which also addressed the main causes of long-standing unrest and civil war in Ethiopia. However, the federal arrangement also spawned new localized conflicts.

Ethiopia's annual GNP and GDP are the fastest as measured by the IMF and World Bank. This statistic shows the contributions of economic sectors to Ethiopia's GDP from 2011 to 2021. Agriculture generated 37.57 percent of Ethiopia's GDP in 2021, the industry contributed roughly 21.85 percent and the service-based sector contributed about 36.25 % (Aaron, 2022). Agricultural production in the country is carryout largely under rain fed condition where the productivity has remained low (BoWIED, 2018). In early November 2020, as indicated in IOM (2021e), the Tigray regional party purportedly attacked the Northern Command of Ethiopia's National Defense Force in Mekelle, Tigray region, causing the federal government of Ethiopia to launch a military offensive. Following this, conflict erupted in Ethiopia's north, displacing an estimated two million IDPs, primarily in the Afar and Amhara areas. The extent of displacement is increasing over time as a result of conflict and violence, most notably from 2019 to the present because of northern Ethiopia conflict, ethnic cleansing against ethnic Amhara in Oromia region, and border conflicts within regions.

### 3.3 Sampling Procedures and Review Techniques

In regard to the problem of conflict-induced displacement, the purpose of this study was to assess the trends of conflict-induced internal displacement in Ethiopia and identify the situation of IDPs in the camps of Amhara region. The prevalence of conflict based displacement in Ethiopia in the last three decades is very high; for instance, the government of Ethiopia officially declared that more than 4.8 million people are displaced from more than 114 areas in the last three years. One of the areas most affected by conflict-and ethnic-based internal displacement and the selected area for this research is Amhara regional state, particularly IDP's sites, where the displaced population resided. As of June 2023 noted by OCHA, the number of IDPs in Amhara compounds to 580,0000 people across 15 woredas/ districts according to regional government data. As quoted by Amugune (2014) and Singh and Masuku (2014), Cochran (1963) suggested the most used formula for a questionnaire survey studies sample size determination when the population is large, unknown and the needed representative sample is to analyze proportion. The formula is:

$$n_0 = \frac{z^2 pq}{e^2}$$

Where,  $n_0$ = the required numbers of sample

$z$  =the desired confidence level

$e$  =margin of error/precision/confidence interval

$p$ =estimated variability/proportion of the population

$q$  =1-p

Accordingly, the researchers would like to use 95% confidence level ( $z=1.96$ ), the maximum variability among the population (50%), and 5% (0.5) margin of error/confidence interval by looking the expected criteria.

Therefore, when we apply the formula,  $n_0 = \frac{(1.96)^2 \cdot 0.5(1-0.5)}{(0.05)^2} = \frac{3.8416 \times 0.5 \times 0.5}{0.0025} = 384$ .

However, to allow for possible non-response rate due to absenteeism or refusal during the actual data collection time, the sample size is increased by 10%. So, taking 10% contingency, the minimum total sample size is  $384 + 38 = 422$ . Hence, the required sample size of this study is 422 IDP's who have resided in camps due to conflict-induced displacement and are currently housed in permanent camp sites of the Amhara region. Survey respondents were taken 31 (21 male and 10 female) from Mekane Eyesus, 54 (38 male and 16 female) from China camp at Kutaber, 176 (123 male and 53 female) from Woinshet, and 161 (112 male and 49 female) from sunflower camps in the Amhara region. Seven questionnaires were not returned for further analysis.

For qualitative data, 11 interviewees (6 of interviews from Kutaber and Sunflower camps, while 5 interviewee from Haik and Woinshet IDP camps), which is assumed to be data saturation) were selected purposively from each IDP camps and participants were displaced people who stayed for more than two years since they may have different challenges and understand the situation of IDP's camps than the recently joined one. Hence, the key informant participants were experts and officials from Bureau and Zonal offices of Disaster prevention and management and food security agency with 2 participants and 2 IDP coordinators from selected IDP camps as a source of relevant data for this study.

Moreover, the researchers were also used secondary sources as review approaches, such as papers that have been published and review-related literature. The authors selected 63 articles, however only 25 articles and 6 reports met the selection criteria. As a result, this review article summarizes qualitative and quantitative studies and reports on the prevalence of conflict-related internal displacement in Ethiopia. Systematic selection of studies, reports, working papers, and available indexed publications from journals were made. From January to June 2023, the authors conducted a literature review and included all available papers.

### 3.4 Data Analysis Techniques and Ethical Considerations

Given the use of mixed method paradigm, both quantitative and qualitative data analysis techniques were employed and carried out for this study. Hence, for quantitative method, upon completion of the data collection, the data was coded, edited and entered into the SPSS (Statistical Package for Social Science) version 20, and then the data were analyzed through descriptive statistics using frequency and percentage. Also, Chronbach alpha( $\alpha$ ) value (p-value) of 0.05 was employed to determine the presence of association and differences of variables to the IDP situation in the camps. On the other hand, summarizing what would be heard in verbal discussions on words, phrases or patterns are the major tasks that were accomplished in the qualitative data analysis. In the ethical dilemma of research, different ethical principles were considered throughout data collection methods and procedures in order to get accurate data.

## 4. Results and Discussions

This chapter presents demographic characteristics of respondents, and the situations of conflict-induced displaced persons which were surveyed from 415 IDPs housed in four IDP camps (i.e. Kutaber (China camp), Haik (Mekane Eyesus), Woinshet and Sunflower camps from Debre Birhan town) of the Amhara region (Northwestern Ethiopia). The trends of conflict-induced internal displacement in Ethiopia were also explained based on selected articles and available data.

### 4.1 Demographic Characteristics of the Respondents in the Study Area

This sections presents the demographic characteristics of the respondents, consists of sex, age, marital status, family size and number of children, marital status, educational level and place of grow up. Additionally, respondent's mother tongue language, time of displacement, disability status, ethnicity and religious affiliations also explained. Accordingly, majority of the respondents 287 (69 %) are male, while 128 (31%) of respondents were female. About 45 % of the respondents are in age category of 38 up to 47, while 33 % of them are from 48 up to 57. The remaining, 16 % consists of 27 up to 37 age category and 5.9 % are 58 up to 65 aged group. This implies that, majority of displaced persons concentrated in adult age groups. Regarding marital status of the respondents, 61.9 % of them are married, while, 14 % are widowed. About, 6.7 %, 12.5 % and 4.8 % were divorced, separated and unmarried respectively (See Table, 4.1). It indicates that, majority of them are married. Chi-square test also disclosed that a Pearson Chi-Square at 23.644a with  $df$  (12) have significantly associated with the Alpha value of  $P < 0.05$ . i.e. 0.023. It signified that, marital status has a direct relationship to the living conditions (situation) of internally displaced persons. Meaning, IDPs have different living conditions as per their marital status. A significant number of respondents 304 (73 %) have a family size of 5 up to 8 , while 26.7 % have a family size of 1 up to 4. Majority of respondents (84.3 %) have 0 up to 4 numbers of children, while 15.7 % of them have 5 up to 7 children. It implies that, majority of displaced persons in the camp have a large family in their households with limited number of children and has adult labor force which is resided in camp sites.

As it can be seen in Table 4.1, a significant number of respondents 407 (98.1 %) taking Amharic as mother tongue, while minimum number of respondents 6 (1.5 %) and 0.5 % are taking Afan Oromo and Tigrigna language as their mother tongue respectively. Concerning grow up place of residence, rural place have taken 369 (88.9 %) of respondents, while urban were 46 (11.1%) of the respondents. It can be infers that, a significant number of internally displaced persons who speak Amharic and grow up in rural parts are dwelled in IDP camps as a result of conflict. It has a significant relationship between place of grow up and IDPs current situation with Pearson Chi-Square value of 17.380

with  $df(3)$ , alpha value of .001 which is  $P < 0.05$ . This implies that, persons grow up in rural area may have a vulnerability to conflict induced displacement and suffer the situation of IDPs setting as a result of conflict and residence exposure to insecurity.

**Table 4.1: Percentage Distribution of respondents response towards of their Sex, Age, Marital status, Family size, Place of grow up, and Language (N=415)**

Characteristics	Category	Frequency(n)	Percentage (%)	Chi-square (X)
<b>Sex</b>	Male	287	69.2	.023
	Female	128	30.8	
<b>Age</b>	27-37	65	16	
	38-47	239	45.4	
	48-57	135	32.7	
	58-65	27	5.9	
<b>Marital status</b>	Single	20	4.8	
	Married	257	61.9	
	Divorced	52	12.5	
	Widowed	58	14.0	
	Separated	28	6.7	
<b>Family size</b>	1-4	111	26.7	
	5-8	304	73.3	
<b>Number of Children</b>	0-4	350	84.3	
	5-7	65	15.7	
<b>Language</b>	Amharic	407	98.1	
	Afan Oromo	6	1.4	
	Tigrigna	2	.5	
<b>Grow up-Place of residence</b>	Rural	369	88.9	.001
	Urban	46	11.1	

Source: Field survey, 2023

As Table 4.2 shows, majority of the respondents 305 (73.5 %) were not attended any formal education, while 81 (19.52 %), 14 (3.37 %), and 15 (3.61 %) have an education level of primary, secondary and above educational status respectively. To see the relationship between educational level and situation of IDPs, chi-square test was employed. The chi-square test result signified that, it has a significant relationship between two variables with Pearson Chi-Square value of 19.688a,  $df(9)$  and  $P$  value 0.020, which is significant at  $P < 0.05$ . Regarding ethnic affiliations of the respondents, almost all of the respondents 411(99%) have an ethnic group of Amhara, while the remaining 1% of them are Oromo and Tigre ethnic affiliation. About 59 % of the respondents were Orthodox, while 38 % of them were Muslim. The remaining 2 % and 1% of them were also catholic and protest religion affiliations respectively. Being religious followers of Orthodox, Muslim, Catholic and protestant have a direct relationship to the situation of IDPs in the camp at Pearson Chi-Square value of 24.293a with  $df(9)$  at  $P < 0.05$  i.e  $P = .004$

As far as the disability status of displaced persons is concerned, a significant number of respondents 198 (48 %) have a disability, while 217 (52%) did not have any of disability. Meanwhile, apart from having person living with disability, 37 %, 1.4 %, 3.6 % and 5 % have physical, intellectual, visual and hearing impairment as a result of conflict respectively. It signify a direct relationship to the situation of IDPs towards accessing basic needs and services with the Pearson Chi-Square value of 68.843a,  $df(3)$  significant at  $P < 0.05$  i.e  $P = .000$  (see Table 4.2).

Majority of the respondents 185 (44.58 %) were displaced before 1 year up to 2 year, while 141 (34 %) of them were displaced before 2 years. About 61 (14.7 %) of the respondents have been displaced before 6 months. A little number of respondents 28 (6.7%) was stayed from 6 month up to 1 year. Chi-square test demonstrated that , it has a significant relationship with the Pearson Chi-Square value of 71.956a,  $df(9)$ ,  $P = .000$ , which is significant at  $P < 0.05$ . This implies that, the time and duration of displacement matters the situation of IDPs to have either of worse or good living conditions in the camps.

**Table 4.2: Percentage Distribution of participants based on their educational status, religion affiliations, ethnicity, disability status and time of displacement (N=415)**

Characteristics	Category	Frequency	Percentage (%)	Chi-square(X)
<b>Educational level</b>	Non educated	305	73.5	.020
	Primary	81	19.5	
	secondary education	14	3.4	
	> secondary education	15	3.6	
<b>Religion affiliations</b>	Orthodox	243	58.6	.004
	Muslim	157	37.8	
	Catholic	9	2.2	
	Protestant	6	1.4	
<b>Ethnic identity</b>	Amhara	411	99.0	

	Oromo	2	.5	
	Tigre	2	.5	
<b>Disability status</b>	Yes	198	47.7	
	No	217	52.3	.000
<b>Type of disability</b>	Physical	153	36.9	
	Intellectual	6	1.4	
	Hearing	15	3.6	
	Visual	24	5.0	
<b>Time of displacement</b>	before 6 months	61	14.7	
	6 month up to 1 year	28	6.7	
	1 up to 2 yr	185	44.6	.000
	>2 year	141	34.0	

Source: Field survey, 2023

#### 4.2 The Situation of Conflict-Induced Displaced People in the Camps of Amhara region

The situation of conflict-induced displaced persons can be identified through their accessibility and availability of basic needs, services and support for IDPs means of survival and resilience. Among the basic needs, IDPs does not have adequate shelter and / or blankets. As Table 4.3 demonstrated, majorities of the respondents 212 (51%) are housed in one shelter from 36 to 45 numbers of persons, while 34 % were housed from 26 up to 35 numbers of persons. About 10 % and 5 % of them dwelled a minimum of 12 up to 25 and more than 45 persons in each shelter respectively. The result showed that, the IDPs are living in congested situations where there is no accessibility of basic shelters as per the size of displaced persons. They are enforced to live in overcrowded shelter settings in the camps. Food is also basic needs of every human being and internally displaced persons are in severe situation to get food and water. Majority of the respondents 320 (77%) had not have adequate food in their camps, while 95 (23%) have access of food items. This implies that, conflict induced internally displaced persons are in situation of hunger and starvation, and their children are vulnerable to malnutrition. An immediate food aids should be distributed to them. The chi-square test result also showed the direct relationship between food access and IDPs situation with the Pearson Chi-Square alpha value of 47.921, df (3), which is significant at  $P < 0.05$ . i.e.000 (See Table, 4.3).

The interview result also revealed that, there are problems related to shortage of food as well as unaffordable sanitation expenses and medical treatment for the displaced group of people that result in child labor and health problems, including dropped out children from school. An IDP woman, Workneshi disclosed that:

Parents cannot generate family income to feed our children so as to send them to school. There are times that most of the displaced groups of children did not get breakfast, lunch or dine constantly to attend their education regularly. Besides, one student who took grade 12 national examination and have exam results to attend his university education privately cannot join in any kind of degree programs due to economic problem related to internal displacement. If the problems of biological needs like food, water, clothes and shelter problems are continue as they are, these children attending their education will be forced to drop out of school. Though the support provision from the local community and individuals from abroad is not sustainable, they provided food, clothes, and other materials to solve their temporary problems. The only permanent support from government side is 15 kg grain per individual for a month. Thus, these displaced groups are waiting for the government, individuals and other charitable organizations to solve the negative effects of internal displacement permanently (Interviewee, XI, October 2023).

Parallel to shelter and food, the source of safe drinking water are mandatory to the survival of displaced persons housed in IDP camps. A significant number of respondents 291 (70 %) did not accessed safe drinking water, while 124 (30%) have accessed safe drinking water in their dwelled camps. Chi-square test result signified the situation of IDPs has a direct relationship with the accessibility of safe drinking water Pearson Chi-Square value of 85.075 with df (3) at P value of .000.i.e  $P < 0.05$ . It also found that, IDPs travelled a long distance from resided site to get tap water services for their daily consumption.

Getting hygiene and sanitation services in IDPs camps is extraordinary. About 292 (70 %) of respondents did not get hygiene and sanitation services, while 123 (30%) of them accessed hygiene and sanitation services in their resided camp sites in the study area. As of Chi-square test result, having hygiene and sanitary services has a direct relationship to IDP living conditions at Pearson Chi-square 81.671 with df (3) at P value of .000,  $P < 0.05$ . This implies that, IDPs does not have accessible hygiene and sanitary services in their dwelled camps. Despite of the fact that, majority of conflict induced displaced persons experienced sickness by any diseases in their duration of camps. About, 312(75 %) of them were experience sickness, while 103 (25%) were not sick. There are so many health related challenges in the IDP camps of the Amhara region. The availability of health services utilization is limited due to the destruction of health institutions as result of Northern crisis (Tigray war), and the limited commitment of government officials to assist the IDPs. One of the Key informants elaborated that:

After conflict, there is a good support from Amhara society in each camp. However, still there is shelter problem. Majority of the camp blocks consist of more than 50 persons under one roof. This resulted problem of health and its service utilization at all. Majority of the displaced have also psychological problems, diarrhea, cough, fractural problems and other non-fatal problems. Due to mobility restriction, we are bored (KI, III, October 2023).

Among diseases that caused sickness to many of IDP, 285 (68.7 %) of the respondents were experienced sickness by Cholera, while 30 (7%) of them were not. About 205 (49 %) were experienced by Measles, while 110 (26.5 %) of were not sick. 53 % of the respondents were victims of typhoid, while 23 % of them were not sick. Additionally, a significant number of respondents (66 %) has experienced sickness by malaria, while 9 % of them were not. 51 % of respondents were sick by diarrhea, while 25 % of respondents were not. Furthermore, about 195 (47%) of respondents were sick of skin infection, where as 29 % of them were sick by skin infection in the IDP camp. The interviewee stressed that, IDPs in Debre Birhan camps that parents who had their own properties in millions before displacement have lost all these properties after displacement. For example, they had their own houses, marriage life, healthy families and children before displacement. However, they lost these things due to displacement, and more than 100 individuals, including elderly mothers, fathers and children are living together in one confined hall without privacy that exposed them to frustration and stress. There are problems related to shelter, toilet, water and food. Children under age 18 who did not get the chance of attending their education or schooling are exposed to child labor.

The response by interviewee also confirmed as follow:

I live together with my elder brother and sister here in Debre Birhan Camp. We are living separated from our parents who have lost their house but still live in Dodola, Oromia region. I and my brother are working daily labor but my sister has health problem including stress. We are expected to cover the medical cost for my sister and the living cost of three of us. I usually care my sister in this camp and my brother also brings us money from the daily labor (Interviewee VII, October 2023).

It affirms that, malaria, cholera and diarrhea are the dominant diseases that affect health situation of internally displaced people housed in camps as a result of conflict and political instability. From the result, it can be inferred that the health situations of IDPs are worse and severely affected, which needs urgent attention.

Moreover, sleeping mattress and clothes is crucial basic needs where IDPs survive from bad weather conditions in their camps. However, majority of respondents 250 (60%) have-not have a sleeping mat and clothes, while 40 % of them have a sleeping mat and clothes. In mean time, IDPs suffer bad weather conditions as a result of lack of clothes and mat in their dwelled camps. Majority of the respondents 252(61%) did not have a security to protect them from harms while 163 (39%) have government protection from physical and psychological harms. One of the interviewee disclosed that:

The situation was very horrific or terrifying because the enemies [Oromo liberation army militia] slaughtered my husband in front of me and my kids. What could I do with this? My children are in a state of high distress and emotional disorder. She also stated by forwarding a question to the interviewer “do you believe me all of us in this camp ‘all we are mentally ill’ if you believe that we are calm and cool, it is not calmness rather it is a sort of despair and feeling of emptiness (Interviewee, VIII, October 2023).

All the interviewees reported that they brought nothing with them and also they are fearful of the future, they do not know what to do and what a miracle will come to their life. One of the interviews China Camp has told the challenges and his coping strategies before and after displacement in the following ways:

I am from Horo Gudru Wollega Zone, Jarite Woreda. Am a grade 12 student and taken an entrance exam but not successful due to lack of conducive studying condition for my education. The conflict and abuse were started since 2006 and continued until now 2013 E.C. There is a frustration and hostility in all times of education since 2006 till current academic year. There is a continual abuse and separation due to our identity or being Amhara. This lays a decree in our education, economy and social ties. Our enemies are going to plans to kill if one of the individuals is rich or selling products in good money. There are unbelievable events happened to women’s and girls’; many of women’s were killed through “Gajera” (steel less steal), bullets, and fired. Women were bitten, killed, fired, violated, and abused. Even a 3-month child is assassinated by OLF warriors’. This is horrible moments too! (Interviewee-X, October 2023).

Hence, it has a direct relationship to the situation of IDPs in terms of accessing basic needs, service and assistance with alpha value of 188.265 df (3) and P=.000, which is significant at P<0.05. Having security in IDP camps can reduce the physical and psychological harms of internally displaced persons in the camps. Last but not least, having received resilience and protective strategies support from government determines IDPs situation in terms of protecting their life, survival and dignity in their duration of dwelled camps. But, 338 (81%) of respondents did not have support to secure their life and survival, while 19 % of them have got support. Chi-square test result has also signified the relationship between the situation of IDPs and accessing support of resilience and protective assistance from the government at Pearson Chi-Square value of 10.600a with df (3) at Alpha value of .014, P<0.05. This implies that, IDPs are not secured and did not accessed services and assistance to save their life, survive and become resilient from respective challenges in their dwelled camps of the study area.

**Table 4.3** Percentage Distribution of participants based on their availability of shelter, food, water, health, hygiene and sanitation services and government support to IDP protection (N=415)

Characteristics	Category	Frequency	Percentage (%)	Chi-square(X)
<b>Number of person living in one shelter (Blankets)</b>	12-25	43	10.3	
	26-35	140	33.6	
	36-45	212	51.2	
	>45	20	4.8	
<b>Food</b>	Yes	95	22.9	
	No	320	77.1	
<b>Water</b>	Yes	124	29.9	

	No	291	70.1	.000
<b>Sleeping mat /clothes</b>	Yes	165	39.8	
	No	250	60.2	
<b>Hygiene and Sanitary services</b>	Yes	123	29.6	
	No	292	70.4	
<b>Health status/sickness</b>	Yes	312	75.2	
	No	103	24.8	
<b>Cholera</b>	Yes	285	68.7	
	No	30	7.2	
<b>Measles</b>	Yes	205	49.4	
	No	110	26.5	
<b>Typhoid</b>	Yes	221	53.3	
	No	94	22.7	
<b>Malaria</b>	Yes	275	66.3	
	No	39	9.4	
<b>Diarrhea</b>	Yes	210	50.6	
	No	105	25.3	
<b>Skin infections</b>	Yes	195	47.0	
	No	120	28.9	
<b>Having Security protection</b>	Yes	163	39.3	
	No	252	60.7	.000
<b>Received protective support from government</b>	Yes	77	18.6	.014
	No	338	81.4	

Source: Field survey, 2023

Based on the findings, a significant number of displaced people housed in IDP camps as a result of conflict have not have shelter (majority of them resided more than 35 person in one shelter), shortage of food and nonfood items, rare safe drinking water sources, high sickness, limited sanitation and hygiene services in their dwelled camps. Additionally, IDPs did not have security protection which prevent them from physical and psychological harms, and did not received any protective and resilient support to the survival of IDPs in times of conflict-induced displacement and in their camp sites. Regarding the massacre and ethnic cleansing condition, the participants explained the terrifying condition of displacement in various heart touching tones. An interviewee is presented as follows:-

There is a horrible moment in times of conflict; I saw massive killing of our neighbors and surrounding community through bullets and fire. We are staying more than 2 days in forest areas to hide ourselves from our enemy. And then we are transporting through Isuzu bus (public vehicle) with sacks and “Shera” (coversheets). Thanks to God! Am staying in life even though my father is in danger and broke his legs. We do not want return to the previous residence because we are not capable enough in terms of physical state, income and psychology. The warriors are working for ethnic cleansing and the massacre of Amhara society (Interviewee, I; October 2023).

An IDP Women whose aged is 50 years old, Fikir explained the challenges in following manner:

I am nearly 50 years old and I lived for more than 35 years in Oromia Region. I had a lot of livestock, land and cash crop products; all in all, fired and lost overnight. I stay my life (I hide myself) with cumbersome and stayed in difficult situations. I do not assume and think that such kind of horrible phenomenon [conflict] will appear in my life time. It is too odd and really a massacre; the conflict and massacre happened in Wollega is unbelievable and thinkable in human mind and history. I have seen the fired and killed of 26 individuals with one shoot and one dig; wild animals eat died bodies almost after died. I am entered into this region [Amhara] with bus transport at midnight secretly (Interviewee, II; October 2023).

One of the interviewee also disclosed that:

It is difficult to assure the government’s commitment to address the problems easily with in a short period of time and we do not believe the government (especially, Oromo regional government) because the government was not and might protect us. This is due to the fact that, it is responsible for the mass killing and ethnic cleansing of Amhara society at Horo Guduru in Wollega. I saw 28 killed at one dig without any procedures of dead body to the dig hall and simply for animals like Hyna and Vulture (Interview IV, October 2023).

One of the key informant participants, Endris added that:

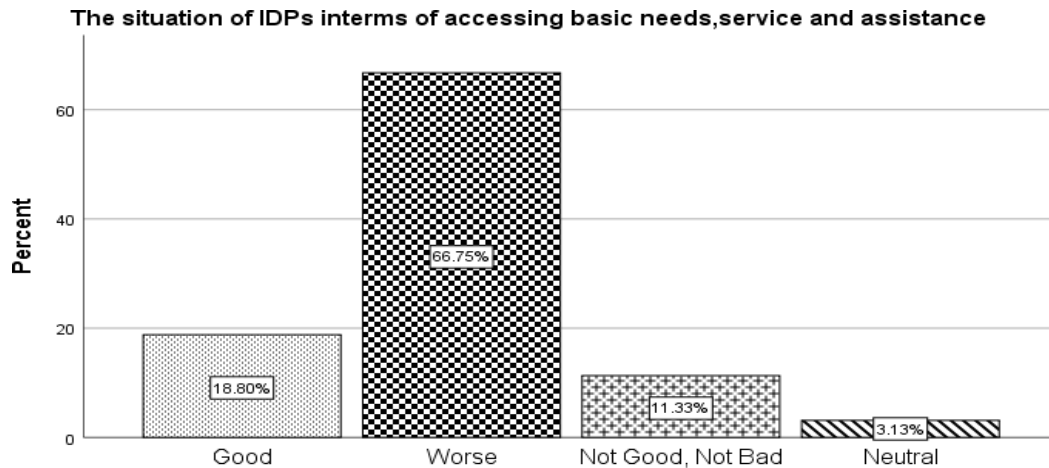
Our neighbors and community of Amharas’ were killed in massacre form and fired within their house. Most of elders and individuals who have disabilities are fired and killed at their home because they have no ability to easily run and leave from their home and surroundings. Our children were killed and the remaining is leaving their education and occupation. The horrifying thing is that those children with in this camp have been seeing the mass killing of neighbors and even their parents (Key Informant interview, I; October 2023).

Hence, the current situation of conflict-induced displaced persons housed in camp settings is explained as worse and deplorable in terms of accessing basic needs, services and assistance in their duration of IDP camps in Amhara region. Majority of respondents (66.7 %) indicated their worse situation, while 18.8 % of them said well. About 11.3% and 3.13

% of the respondents were said not good, not bad and neural towards their situations respectively. The living condition of internally displaced person is deplorable situation in camps. One of the interviewee disclosed that:

I am 35 years old; I have 5 families in the household, and now I live in Woinshet camp. In our family, majority of our family didn't attend any formal education. Due to lack of awareness connected with education, and before we were living in rural area that is why we are all illiterate. Now we are living in a bad situation. We need food, cloth and shelter. We get 15 kg wheat and 1 liter of edible oil per month but it is not enough to feed the family. We need to educate our children but not schools around the camp. The government should give emphasis to us to change our life (Interviewee, VIII; October, 2023)

In summative, conflict-induced displaced persons housed in the camps of Amhara region are living in desperate conditions.



**Figure: 4.1** Distributions of Respondents response towards their current living conditions in the duration of IDP camps;  
**Source:** Field survey, 2023

#### 4.3 Analysis of Conflict-Induced Displacement Trends in Ethiopia from 2017-2023

Internal displacement is currently one of the world's worst human catastrophes. In 2022, the Democratic Republic of the Congo, Nigeria, Afghanistan, Ethiopia, and Yemen had the highest number of acutely food-insecure people. They also housed more than 26 million IDPs, which constitutes more than one-third of the global total (IDMC, 2023). It is the worst humanitarian crisis in Ethiopian history; Ethiopia had the highest percentage of IDPs in the world displacement numbers (World Bank Group, 2017). As evidence confirmed, Ethiopia had the biggest number of individuals internally displaced inside the region and beyond borders in 2018 and 2019 (Yigzaw and Abitew, 2019).

Displacement is attributed to war, drought, and internal conflict. According to UN OCHA-EUE estimates, around 329,000 IDPs have been reported as a result of the Ethiopian-Eritrean war. Here, over 59,000 IDPs had not gotten their rehabilitation cash grant, and neither the WFP nor the ICRC had aided them. In the meantime, around 14,200 people experienced displacement in the Somali region's Rasso district, and about 4,811 Anyuak people were displaced in Gambella as of August 2003. Of the 76,500 IDPs, 63,500 had returned but were unable to access their lands due to the presence of mines. Conflict induced newly displaced people in acute humanitarian situation in Somali and Oromiya regions in 2006. There is a growing number of IDPs in a very remote part of Afder zone in Guradamole District. In 2006, OCHA Ethiopia assessed the number of conflict-related displaced people at around 15,000 (20 % of a total of 75,000 displaced due to conflict and drought) (IDMC, 2006).

In addition, 10,000 people left Amhara region violence in June 2002, while conflicts involving government forces in 2001 displaced 10,000 Amhara civilians and killed 100. In early 2001, an additional 10,000 people fled their homes in Western Ethiopia to prevent conflict between local government forces and ethnic Amhara groups. The fighting killed 100 people and displaced about 10,000 residents, predominantly Amhara, north over the Blue Nile River" (USCR, 1 June 2002, cited in IDMC, 2006). According to DTM monitoring tool data, a total of 1,737,752 people displaced by climate and conflict situations have been settled in 916 sites around the nation (excluding SNNPR sites, which are not covered by DTM). Approximately 70% of these IDPs (1,222,123 people) have been displaced due to conflict or social problems. Tensions between Somali and Oromo groups, as well as conflict along the border between the two areas, have displaced around 1.070 million IDPs (representing more than 87% of all conflict-IDPs) (OCHA, 2018b).

In the meantime, Ethiopia experienced the largest number of new internal displacements due to conflict in 2018. Since 2016, the country's crises have been gradually getting worse, but conflict and intercommunal violence increased substantially and extended to new areas last year, resulting in about 2.9 million new displacements, nearly four times the figure for 2017. With 3,191,000 internally displaced individuals (IDPs) recognized in 2018, Ethiopia has the third greatest number of new displacements worldwide (IDMC, 2019). A significant portion of these displacements are caused by violence, most notably ethnic and border disputes. Old tensions, such as the dispute over the Oromia-Somali regional border, which erupted in 2017, remain, while new disputes have formed. In West Guji, conflict erupted between the Gedeo and Guji Oromo tribes in April and June 2018, worsened by competing for land and resources. It is

projected that 748,499 IDPs were relocated as a result of the Gedeo-West Guji conflict alone by August 2018 (DTM, 2018).

Concurrently, a limited violence in the Benishangul-Gumuz region and the East and West Wellega zones of Oromia region displaced an estimated 191,995 IDPs, who fled to the Amhara region. This resulted in a peak of 3.04 million IDPs in Ethiopia in March 2019 (DTM, 2019). Apart from regions, the Somali area had the highest number of IDPs with 722,180 IDPs, followed by SNNPR in the Gedeo zone with 690,364 IDPs, and Oromia region with 674,209 IDPs. On the contrary, the Gambella region had the fewest IDPs, with a population of 19,095 IDPs before and during 2018. East Hararghe (210,000 people) and Dawa zones (188,000 people) in Oromia and Somalia, respectively, have the highest proportions of conflict IDPs. The Qoloji IDP sites reside the most IDPs (around 80,000 people), and approximately 144,000 people who were displaced from Jijiga and other urban centers in the Somali region in September 2017 are reported to be living in 204 different sites in Oromia, Dire Dawa, and Harar, with 43,000 residing in 29 collective or transit centers (OCHA, 2018a).

In addition, 1,067 residences with 4,978 IDPs were identified in 12 areas in the Benishangul Gumuz region. Since round 25 (March-April 2021) there has been a decline of 3,834 IDPs (-43.5%). The considerable decline in IDPs was due to conflict-related inaccessibility in Zayi, Kamashi, and Miziga woredas in Kemashi zone, as well as Bilidigilu Woreda in Assosa zone. Furthermore, there is extensive displacement in the Metekel zone that cannot be covered due to security concerns. As a result, violence was the primary cause of displacement for an estimated 4,978 IDPs, accounting for 100% of the displaced population. In the Afar region, about 20,487 households with 117,563 IDPs have been identified in 86 sites (IOM, 2021e).

According to Mehari (2017), the IDP population in Ethiopia is three times that of Ethiopian refugees in many other countries. Ethiopia had 777,147 internally Displaced Persons (IDPs) as of April 2016. Only 26% of IDPs were caused by conflict, with the remainder caused by flooding, drought, and wildfires. There were 454,457 IDPs between August 2015 and April 2016 as a result of drought, flooding, local conflicts, and wildfires. Communal violence and ethnic conflicts were the principal causes of large-scale displacement in various sections of the country. According to the Displacement Tracking Matrix (DTM) (2019) study, Ethiopia has the highest level of severe internal displacement in the world. Due to ethnic hostilities between and/or among different regions of the country, a huge number of individuals have fled their permanent residences. It has been estimated that a total of 670,999, 187,592, and 1,431,682 persons were displaced within the regions and within the country as a result of the escalation of conflict before 2018, during 2018, and in 2019. This shows that a disastrous, otherwise known as a human tragedy, occurred in Ethiopian history in 2019, with over 1.432 million people affected.

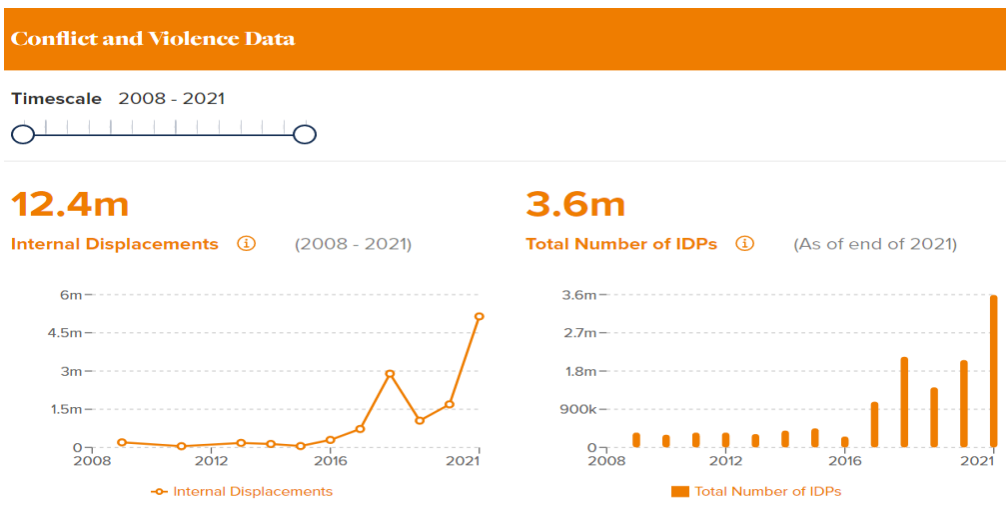
Statistically, Ethiopia continues to face a massive chronic displacement situation fused by layers of new forced population movements throughout the country due to conflict, inter-communal violence, natural hazards, and impacts of climate change notably in Southeast Oromia, Benishangul Gumuz and Somali regions. At the same time, IDP returns have been recently recorded in parts of Amhara, Tigray, and Somali regions (OCHA, 2023).

According to preliminary statistics from IOM displacement tracking between June and July 2000, about 1.8 million people are displaced in over 1,220 Ethiopian locations. The bulk of these IDPs (68%) are displaced as a result of inter-communal conflicts, 19% as a result of drought, and 6% as a result of seasonal floods (UNHCR, 2021b). Notably, conflict and violence in Ethiopia resulted in more than 5.1 million additional displacements in 2021, three times the number in 2020 and the biggest annual figure ever recorded for a single country. The conflict in Tigray's northern region escalated, extending to adjacent regions and uprooting millions of people. The conflict between Ethiopian armed forces and the Tigray People's Liberation Front (TPLF) started in November 2020, sparking a humanitarian crisis to 1.8 million displacements (IDMC, 2022).

More than 2.9 million people were internally displaced in the country as a result of conflict and violence, or political instability. As a result, ethnic tensions, violence, and/or localized grievances are the leading reasons for internal displacement in Ethiopia. In the Amhara region, 76,689 dwellings with 334,026 IDPs were recognized in 356 sites. Since round 25 (March-April 2021) there has been an increase of 145,821 IDPs (77.5%). This huge growth was attributable to the Ataye conflict's creation of a number of new sites in North Shewa Zone, as well as the presence of new IDPs in existing IDP sites throughout various zones. It should be noted that not all IDP sites in North Shewa zone could be covered in time due to the scale of displacement. Conflict was the primary reason for displacement for an estimated 333,464 IDPs or 99.8% of the displaced population (IOM DTM, 2021). The key informant from the camp coordinators stated that:

Actually the displaced and killing start from 2006 EC/2013 G.C, we all students are displaced and some of them are killed in Jareda Jarite Woreda of East Wollega. I decided to enter into Amhara region so as to not be killed, hitting... huge human right violation. If they see Amhara to accumulate wealth, they destroy all of assets. They killed children, old women and burn assets. Now, the remaining families are separated in different areas of Ethiopia. Thanks. Alhamdulillah, we do not know this region before, however after entering into Bahir Dar. The host community, south Wollo people, Kutaber woredas community and the government of the region support us. They distribute the food stuff equally to IDP's. They need to be acknowledged (KI, IV, October /2023).

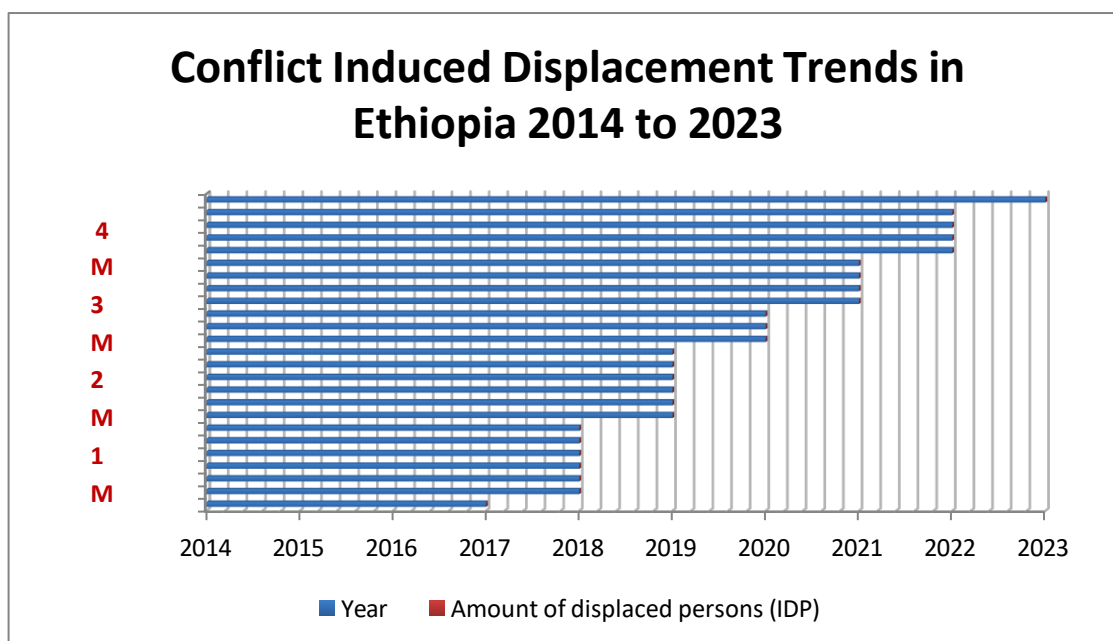
The majority of the displacement is the result of conflict and ethnic violence, as well as ongoing attacks by Oromo liberation front armed groups, and IDPs are fleeing from their permanent residences to camps in the Amhara region as a result of the Tigray war and ethnic violence in Oromia.



**Figure: 4.2: The Internal displacement trends of Ethiopia from 2008-2021 time scale**  
**Source: Computed from Internal-Displacement Monitoring Centre (IDMC); 2013-2022**

There are approximately 4,171,550 internally displaced people (IDPs) in Ethiopia. Around 2,066,163 people (from 10 areas, excluding Addis Abeba and Tigray). There were 2,105,387 of them (due to the Northern Ethiopia crisis in Tigray, Afar, and Amhara areas). About 3,504,861 IDPs were relocated due to conflict; 308,607 were affected due to drought; and 157,522 were displaced due to flash floods (84%) in 1,548 sites (7%) in 227 sites (4%) in 67 sites. There are about 1,399,474 conflict-displaced IDPs in 1,171 locations and 2,105,387 conflict-displaced IDPs in 377 locations (IOM, 2021e).

The trends also showed that, the number of internally displaced persons increased from time to time since 2014 till 2023. The figures showed that the conflict induced displacement prevalence is high.



**Figure: 4.3: Conflict induced displacement trends of Ethiopia from 2014-2023 time scale; Source: IDMC, 2022**  
 According to IDMC (2022), in order to reopen assistance channels and reclaim territory lost during the conflict, the TPLF began to advance south, then into the Amhara and Afar regions, where fighting resulted in two million displacements. At the conclusion of the year, 4.2 million people were displaced across the country with more than 80 percent of them fleeing conflict.

**Table-4.4: The prevalence of Conflict-induced displacement in Ethiopia since 2017 to 2023**

S/N	Year	Month	Amount of displaced persons(Million)
1	2017	December	1.7 Million
2	2018	February	1.74 Million
3	2018	April	1.61 Million
4	2018	June	1.78 Million
5	2018	August	2.78 Million

6	2018	October	2.68 Million
7	2018	December	2.89 Million
8	2019	February	3.04 Million
9	2019	April	3.04 Million
10	2019	June	2.24 Million
11	2019	August	1.64 Million
12	2019	October	1.61 Million
13	2019	December	1.73 Million
14	2020	February	1.74 Million
15	2020	July	1.82 Million
16	2020	September	1.85 Million
17	2021	January	1.96 Million
18	2021	April	1.96 Million
19	2021	July	2.07 Million
20	2021	September	2.12 Million
21	2022	January	2.06 Million
22	2022	April	2.76 Million
23	2022	July	2.72 Million
24	2022	September	2.73 Million
25	2023	May	3.85 Million

Source: IOM, 2022

According to the IDMC (2022) statistical figures, the number of war-induced displacement people in Ethiopia from 2008 to December 2021 is more than 5, 142,000, while the overall number of IDP due to conflict is more than 3,589,000 since the end of 2021. As of March 2022, an estimated 5,582,000 people had been internally displaced within the country as a result of armed conflict and natural disasters, with 2,848, 0001 IDPs in the Amhara, Afar, and Tigray areas. IDPs in Northern Ethiopia (Tigray, Amhara, and Afar regions) have increased by about 2, 612, 35324% since June 26, 2021, and have decreased by approximately 2, 727,7331% since April 30, 2022 (International Organization for Migration (IOM), 2022).

Last but not least, displacement is caused not just by conflict, but also by natural disasters and the effects of climate change. From 2008 to 2021, 2.8 million people have been displaced as a result of disasters, with 69 emergencies occurring. Disaster displacement trends are less severe than conflict displacement trends. In Ethiopia, the prevalence of conflict-induced displacement is significant. According to the IOM DTM Ethiopia (2023) report, the unknown (NIAC) led to a total of 75 people being displaced in the Amhara Region, Mehal Meda on 27 March as a result of the conflict. A current report confirmed on 11 May 2023 is 3,852,000 million IDP's due to conflict (IDMC, 2023). This inferred that, a significant number of people are displaced because of conflict, and the prevalence of conflict-induced displacements is increasing at alarming rate in Ethiopia.

## 5 Conclusion and Recommendations

Conflict, communal violence, and ethnic based tensions were the principal causes of large-scale displacement in various sections of the country. Since 2016, the country's crises have been gradually worsening, but conflict and inter-communal violence increased substantially and extended to new areas last year, resulting in about 2.9 million new displacements, nearly four times the figure for 2017. Ethiopia had the third greatest number of new displacements worldwide in 2018, with 3,191,000 internally displaced people (IDPs) recognized. Internally Displaced Persons (IDPs) as a result of conflict are a huge global concern with serious implications for long-term development. According to the IDMC 2022 report, conflict between Ethiopian armed forces and the Tigray People's Liberation Front (TPLF) erupted in November 2020, resulting in 1.8 million displacements. In Ethiopia, conflict and violence resulted in almost 5.1 million new displacements in 2021, three times the number in 2020 and the biggest annual figure ever recorded for a single country. According to the IOM 2023 report, IDPs in Northern Ethiopia (Tigray, Amhara, and Afar regions) have increased. As a result of these realities, Ethiopia has one of the world's most complicated human mobility settings, with a variety of social, economic, political, and environmental reasons propelling populations both within and outside its borders. It is anticipated that over 5,582,000 people were internally displaced within the country as a result of armed conflict and natural disasters, with approximately 2,848, 0001 IDPs in the Amhara, Afar, and Tigray areas in March 2022. Hence, Ethiopia has the highest number of new internal displacements due to conflict anywhere in the world. Principally, the current situation of conflict-induced displaced persons housed in camp settings is explained as worse and deplorable in terms of accessing basic needs, services and assistance in their duration of IDP camps in Amhara region. Majority of respondents (66.7 %) indicated their worse situation, while 18.8 % of them said well. About 11.3% and 3.13 % of the respondents were said not good, not bad and neutral towards their situations respectively. In summative, conflict-induced displaced persons housed in the camps of Amhara region are living in desperate conditions. As a result, federal and regional governments should focus on the security of people and ethnic groups, as well as the protection of human rights; regional officials must endeavor to reduce insurrection and violence. Last but not least, civil society organizations, international non-governmental organizations, and the government should work in collaboration to provide the humanitarian aids, social welfare and security of IDPs for durable solutions.

## Acknowledgements

The authors would like to acknowledge the respondents and participants who made this study successful.

## Conflict of Interests

The authors have no any conflict of interests on the concepts, methods and materials issues.

## REFERENCES

- [1]. Aaron O'Neill. (2022). *Share of economic sectors in the GDP in Ethiopia 2021*; <https://www.statista.com/statistics/455149/share-of-economic-sectors-in-the-gdp-in-ethiopia/> Dec 8, 2022.
- [2]. Abada, I. M., & Okafor, N. I. (2017). An Ethical Investigation of State and the Management of Internally Displaced Persons in Nigeria. *Otoritas: Jurnal Ilmu Pemerintahan*, 7(2), 84-92. DOI: <https://doi.org/10.26618/ojip.v7i2.889>
- [3]. Abbink, J. (2006). Ethnicity and conflict generation in Ethiopia: Some problems and prospects of ethno-regional federalism. *Journal of Contemporary African Studies*, 24 (3), 389– 414.
- [4]. African Union Convention. (2009). *African Union Convention for the Protection and Assistance of Internally Displaced Persons in Africa adopted by the Special Summit of the Union Held in Kampala*, Uganda, 23rd October, 2009.
- [5]. Amugune, B.K. (2014). *Sample size Determination and Sampling Techniques*, Mental Health Workshop, Maanzoni, 15 October 2014.
- [6]. Assessment Capacities Project (ACAPS) (2021). *Libya*. Available at [www.acaps.org/country / Libya/crisis/complex-crisis](http://www.acaps.org/country/Libya/crisis/complex-crisis).
- [7]. Balcha, B. (2008). *Ethnicity and restructuring of the state in Ethiopia*. <https://www.bing.com/ck/a?!&&p>.
- [8]. Bayar, M., & Aral, M. (2019). An analysis of large-scale forced migration in Africa. *International Journal of Environmental Research and Public Health*, 16(4210), 1–16. <https://doi.org/10.3390/ijerph16214210>
- [9]. Birkeland M. Nina. (2009). Internal displacement: global trends in conflict-induced displacement; Volume 91 Number 875, September 2009 International Review of Red Cross.
- [10]. Birrell, D. (1972). Relative deprivation as a factor in conflict in Northern Ireland. *The Sociological Review*, 20(3), 317-343.
- [11]. BoWIED. (2018). Amhara National Regional State Water Irrigation and Energy Development Bureau; Bureau of Water Irrigation and Energy Development, Mayese Two Diversion weir Irrigation Project; Volume V Socio Economy Final Report October, 2018, Dessie.
- [12]. Brass, P. R. (1991). *Ethnicity and nationalism: Theory and comparison*. Sage Publications (CA).
- [13]. Cazabat, C. (2020). *Women and Girls in Internal Displacement*. [www.idp.gir.w DISP](http://www.idp.gir.w DISP)
- [14]. Cilliers, Jakkie. (2018). *Violence in Africa Trends, drivers and prospects to 2023*; Africa Report 12 August 2018
- [15]. Collier, P., & Hoeffler, A. (2004). Greed and grievance in civil war. *Oxford economic papers*, 56(4), 563-595.
- [16]. Displacement Tracking Matrix (DTM). (2018). *Ethiopia- Gedeo/West Guji Rapid Response Assessment Round 2 (11 — 23 August 2018)- Host Community Dataset*. Available at: <https://displacement.iom.int/datasets/ethiopia-%E2%80%94gedeowest-guji-rapid-response%E2%80%94host-community-dataset-%E2%80%94-site-assessment-%E2%80%94-round> .
- [17]. Displacement Tracking Matrix. (2019). *Rapid Response Assessment Benishangul Gumuz/ East & West Wellega: Round 1 (8 — 16 February 2019)*. Available at: [https://displacement .iom.int /reports/ethiopia-% E2% 80% 94- benishangul-gumuz-east-west-wellega-1-rapid-response-site-assessment-report-date?close=true](https://displacement.iom.int/reports/ethiopia-%E2%80%94benishangul-gumuz-east-west-wellega-1-rapid-response-site-assessment-report-date?close=true)
- [18]. Ekoh C Prince., Uzoma, C. Okoye., Chukwuemeka Ejimkaraonye. (2019). *Understanding the Challenges of Northern Forced Migrants: From Escape to Life in Internally Displaced Persons Camps, Abuja; Conference Paper* May 2019; at: <https://www.researchgate.net/publication/n/333479017>
- [19]. Emilio Depetris-Chauvin and Rafael J. Santos. (2017). *The Impacts of Internal Displacement Inflows on Host Communities in Colombia; KNOMAD Working Paper* 27.
- [20]. Ferris Elizabeth. (2012). *Internal Displacement in Africa: An Overview of Trends and Opportunities Presentation at the Ethiopian Community Development Council Annual Conference “African Refugee and Immigrant Lives: Conflict, Consequences, and Contributions”* May 2-4 2012; Brookings-LSE Project on Internal Displacement
- [21]. Geertz, C. (1973). *The interpretation of cultures* (Vol. 5043). Basic books.
- [22]. Grossman, J. B., Kritzer, H. M., & Macaulay, S. (1999). Do the "Haves" still come out ahead?. *Law & Society Review*, 33(4), 803-810.
- [23]. Gurr, Ted R. (1970). *Why Men Rebel*, Princeton: Princeton University Press.
- [24]. Haar, G. V, & Mathijs Van Leeuwen, M.V (2019). War-Induced Displacement: Hard Choices in Land Governance. *Land*, 8, 88; doi: 10.3390/land8060088.
- [25]. Hussein A. Hassan; Qahtan Q. Mohammed; Kareem R. Sajit. (2018). Psychological Distress among Internal Displaced Persons in Baghdad City; *KUFA Journal for Nursing Sciences*; Vol, 8 No., 2
- [26]. IDMC. (2006). *ETHIOPIA: Government recognition of conflict IDPs crucial to addressing their plight; a profile of the internal displacement situation*, 26 April, 2006
- [27]. IDMC. (2011). *Internal Displacement: Global Overview of Trends and Developments in 2010*. Retrieved on July, 24, 2019, from IDMC: [http://www.internal-displacement .org /publications /internal-displacement-globaloverview-of-trends-and-developments-in-2010](http://www.internal-displacement.org/publications/internal-displacement-globaloverview-of-trends-and-developments-in-2010)

- [28]. IDMC. (2011). *Internal Displacement: Global Overview of Trends and Developments in 2010*. Retrieved on July, 24, 2019, from IDMC: <http://www.internal-displacement.org/publications/internal-displacement-globaloverview-of-trends-and-developments-in-2010>
- [29]. IDMC. (2012). *Global IDP statistics*. [www.internal-displacement.org](http://www.internal-displacement.org). Accessed on 27 June 2012.
- [30]. IDMC. (2018a). *Internal displacement in 2018: Mid-year figures*. Retrieved on July 22, 2019, from; IDMC: <http://www.internal-displacement.org/sites/default/files/publications/documents/201809-midyear-figures.pdf>
- [31]. IDMC. (2018b). *The Ripple Effect: Multidimensional impacts of internal displacement; Thematic Series, The ripple effect on economic impacts of internal displacement; full report*, October, 2018; [www.internal-displacement.org](http://www.internal-displacement.org).
- [32]. IDMC. (2018c). *Global report on internal displacement*. Retrieved on July 17, 2019, from: [http://www.internal-displacement.org/sites/default/files/publications/documents/201805-final-GRID-2018\\_0.pdf](http://www.internal-displacement.org/sites/default/files/publications/documents/201805-final-GRID-2018_0.pdf)
- [33]. IDMC. (2019). *Global Report on Internal Displacement (GRID) 2019 Report*. Available at: [http://www.internal-displacement.org/sites/default/files/publications/documents/2019 IDMC-GRID.pdf](http://www.internal-displacement.org/sites/default/files/publications/documents/2019%20IDMC-GRID.pdf)
- [34]. IDMC. (2021a). *Global Report on Internal Displacement (GRID)*. Geneva: IDMC. [https://www.internaldisplacement.org/sites/default/files/publications/documents/grid2021\\_idmc.pdf](https://www.internaldisplacement.org/sites/default/files/publications/documents/grid2021_idmc.pdf).
- [35]. IDMC. (2021a). *Global Report on Internal Displacement (GRID)*. Geneva: IDMC. [https://www.internaldisplacement.org/sites/default/files/publications/documents/grid2021\\_idmc.pdf](https://www.internaldisplacement.org/sites/default/files/publications/documents/grid2021_idmc.pdf).
- [36]. IDMC. (2023). IDMC GRID 2023: Internal displacements between 2013 and 2022; <https://www.iom.int/news/record-number-609-million-internal-displacements-2022-idmc-report>
- [37]. Igwe, Ijeoma; Agwu, Prince; Okoye, Uzoma Odera; and Onyeneho, Nkechi. (2021). Should Internal Displacement Mean Deprivation of Healthcare for Women and Children in Nigeria?. *Journal of International Women's Studies*, 22(9), 36-48. Available at: <https://vc.bridgew.edu/jiws/vol22/iss9/3>
- [38]. Internal Displacement Monitoring Centre (IDMC). (2022). "Global Internal Displacement Database" Data, 2022. <https://www.internal-displacement.org/database/displacement-data>; IDMC (internal-displacement.org)
- [39]. International Organization for Migration (IOM). (2021a&b). *International Organization for Migration UN Migration World Migration Report 2022*.
- [40]. International Organization for Migration (IOM). (2021c.) *IOM counts excess of 131,000 internally displaced persons in Northern Ethiopia crisis. Press release*, 9 March. Available at [www.iom.int/news/iom-counts-excess-131000-internally-displacedpersons-northern-Ethiopia-crisis](http://www.iom.int/news/iom-counts-excess-131000-internally-displacedpersons-northern-Ethiopia-crisis).
- [41]. International Organization for Migration (IOM). (2021d). *Regional Migrant Response Plan for the Horn of Africa and Yemen*, MRP, 2022
- [42]. International Organization for Migration (IOM). (2021e). *Ethiopia National Displacement Report 9 Site Assessment Round 26 & Village Assessment Survey Round 9*: June-July 2021 Publication Date: 24 September 2021.
- [43]. International Organization for Migration (IOM). (2022). *DTM Ethiopia-Village Assessment Survey 14*. IOM, Ethiopia. Dec 23 2022.
- [44]. International Organization for Migration IOM. (2019). *Ethiopia National Displacement Report Round 18*: July-August 2019, Addis Ababa
- [45]. International Organization for Migration. (2023). *Ethiopia: East and the Horn of Africa*
- [46]. IOM DTM Ethiopia. (2023). *Internal Displacement Updates*; <https://dtm.iom.int/ethiopia>; 27 March - 02 April; [47]. IOM-DTM. (2021). *Ethiopia National Displacement Report 7: Site Assessment Round 24 & Village Assessment Survey Round 7* (December, 2020-January 2021). International Organization for Migration (IOM). [https://displacement.iom.int/reports/ethiopia-%E2%80%94-national-displacement-report-7-december-2020-%E2%80%94-january-2021? Close=true](https://displacement.iom.int/reports/ethiopia-%E2%80%94-national-displacement-report-7-december-2020-%E2%80%94-january-2021?Close=true)
- [48]. Irina Kuznetsova., Oksana Mikheieva., Jon Catling., John Round., and Svitlana Babenko. (2019). *the Mental Health of Internally Displaced People and the General Population in Ukraine*; January 2019, University of Birmingham.
- [49]. Jafer Endris., Gutema Imana., Zerihun Doda & Abebe Lemessa. (2022). Post-conflict-induced displacement: Human security challenges of internally displaced persons in Oromia Special Zone Surrounding Finfinne, Ethiopia, *Cogent Social Sciences*, 8: <https://doi.org/10.1080/23311886.2022.2103252>
- [50]. Jeong, W. (2008). *Understanding Conflict and Conflict Analysis*, SAGE Publications, London, United Kingdom.
- [51]. Joint Data Center on Forced Displacement. (2020). *Women and Girls in Internal Displacement*. [https://www.jointdatacenter.org/literature\\_review/women-and-girls-in-internal-displacement/](https://www.jointdatacenter.org/literature_review/women-and-girls-in-internal-displacement/)
- [52]. Joshua Project (2018). *Amhara in Ethiopia*. [https://joshuaproject.net/people\\_groups/10294/ET](https://joshuaproject.net/people_groups/10294/ET)
- [53]. Judy A. Benjamin and Khadija Fancy. (1998). *The Gender Dimensions of Internal Displacement: Concept Paper and Annotated Bibliography*: Office of Emergency Programmes, UNICEF/IDP Gender Issues Paper; Women's Commission for Refugee Women and Children.
- [54]. Kassa, M. & Mollaw, D. (2017). Evaluating the Nature of Peace in Post-1991 Ethiopia in Light of Johan Galtung's Typology of Positive and Negative Peace. In: *International Journal of Humanities and Social Science Research* 3 (2), 77-88.
- [55]. Lischer Sarah Kenyon. (2014). *Conflict and Crisis Induced Displacement*; the Oxford Handbook of Refugee and Forced Migration Studies; Aug 2014 DOI: 10.1093/oxfordhb/9780199652433.013.0005
- [56]. McKay, S. (2009). The Effects of Armed Conflict on Girls and Women; *Peace and Conflict*, 4:4, 381392, DOI: 10.1207/s15327949pac0404 <https://www.tandfonline.com/doi/pdf/10.1207/15327949pac0404>

- [57]. Mehari Taddele Maru. (2017). *Causes, Dynamics, and Consequences of Internal Displacement in Ethiopia*; Working Paper Division Global Issues; Stiftung Wissenschaft und Politik German Institute for International and Security Affairs; Working Paper FG 8 May 2017 SWP Berlin.
- [58]. Mesay Kebede. (2001). Directing ethnicity toward modernity. *Social Theory and Practice*, 27(2), 265-284.
- [59]. Mmahi Okoro, Paul.(2016). The Impact of Internal Displacement on Women and Children In Nigeria; *International Journal of Innovative Research and Advanced Studies (IJIRAS)* Volume 3 Issue 8, July 2016 ISSN: 2394-4404
- [60]. Mridula Dhekial Phukan . (2013). Ethnicity, Conflict and Population Displacement in Northeast India; *Asian Journal of Humanities and Social Sciences (AJHSS)* Volume 1—Issue 2, August 2013 ISSN: 2320-9720 www.ajhss.org ; Dispur Law College, Guwahati, Assam.
- [61]. OCHA. (2018a). *Ethiopia: Conflict-induced displacement; Situation Report No. 3*; 17 April 2018.
- [62]. OCHA. (2018b). *Conflict and Displacement: Voices of displacement and return in Central African Republic's neglected crisis*, 19 Jun 2018; <https://ReliefWeb.int/report>
- [63]. OCHA. (2023). Response to Internal Displacement in Ethiopia Fact Sheet - January to March 2022;<https://reliefweb.int/report/ethiopia/response-internal-displacement-ethiopia-fact-sheet-january-march-2022>
- [64]. Robinson W. Courtland. (2003). *Risks and Rights: The Causes, Consequences, and Challenges of Development-Induced Displacement. The Brookings Institution-SAIS Project on Internal Displacement. An Occasional Paper*, May 2003.
- [65]. Samantha L Thomas and Stuart DM Thomas. (2004). *Cultures of health, cultures of illness*, 118 *British Medical Bulletin*, 69. <https://academicoup.com/bmb/article/69/1/115/523349>, August 2021.
- [66]. Simon Kemp. (2022). *Digital 2022: Ethiopia*; <https://datareportal.com/reports/digital-2022-ethiopia>
- [67]. Singh, Ajay.S, and Masuku, Micah. B. (2014). Sampling Techniques and Determination of Sample size in Applied Statistics Research: An overview. University of Swaziland, Luyengo, Swaziland, *International Journal of Economics, Commerce and Management*, Vol. II, Issue 11. United Kingdom.
- [68]. Siriwardhana C, Adikari A, Pannala G, Siribaddana S, Abas M, *et al.* (2013). Prolonged Internal Displacement and Common Mental Disorders in Sri Lanka: The COMRAID Study. *PLoS ONE* 8(5): e64742. doi:10.1371/journal.pone.0064742.
- [69]. Siriwardhana, Chesmal and Stewart, Robert. (2013). Forced migration and mental health: prolonged internal displacement, return migration and resilience; *IntHealth*; 5: 19 –23 doi: 10.1093/in health/ihs014, 2012.
- [70]. Smith, A. D. (1991). The nation: invented, imagined, reconstructed?. *Millennium*, 20(3), 353-368.
- [71]. Statistica. (2020). According to the 2020 data from Statistica, Ethiopia’s population covers around 115 million. Retrieved January 13, 2021 (<https://www.statista.com/statistics/1121246/population-in-africa-by-country/>)
- [72]. Tadele Akalu Tesfaw. (2022). Internal Displacement in Ethiopia: A Scoping Review of its Causes, Trends and Consequences; *Journal of Internal Displacement*, Vol, 12, Issue 1, 2-31: <https://journalofinternaldisplacement.org/>
- [73]. Taye, Bekalu A. (2017). Ethnic federalism and conflict in Ethiopia. Retrieved January 15, 2021 (<https://www.accord.org.za/ajcr-issues/ethnic-federalism-conflict-ethiopia/>).
- [74]. Teye, J. (2020). *What will international migration in West Africa look like after COVID-19? Open Democracy*, 16 December. Available at [www.opendemocracy.net/en/pandemic-border/what-will-international-migration-west-africa-look-after-covid-19/](http://www.opendemocracy.net/en/pandemic-border/what-will-international-migration-west-africa-look-after-covid-19/).
- [75]. UNDP. (2021). *Towards Development Solutions to Internal Displacement: A Political Economy Approach*, June 2021.
- [76]. UNHCR. (2021a). *Global Trends: Forced Displacement in 2020*. Copenhagen. Available at [www.unhcr.org/flagshipreports/global-trends/](http://www.unhcr.org/flagshipreports/global-trends/).
- [77]. UNHCR. (2021b). *Ethiopia - Internally displaced persons*; Ethiopia - Internally displaced persons (unhcr.org)
- [78]. UNHCR. (2021c). *Private Sector Engagement for Internally Displaced Persons*; Additional Submission by UNHCR to the UN Secretary-General’s High-Level Panel on Internal Displacement, April 2021.
- [79]. UNICEF.(2021). *Ethiopia Humanitarian Situation Report No. 6* (includes Northern Ethiopia Response)—Reporting Period: July 2021 <https://reliefweb.int/report>
- [80]. Uppsala Conflict Data Program. (2009). *Armed Conflict Dataset Codebook*, Centre for the Study of Civil Wars, International Peace Research Institute, Oslo
- [81]. Wanninayake, S.(2019). A Brief Conceptual Analysis on Conflict Induced Internal Displacement, Return and Resettlement, *Sri Lanka Journal of Sociology* Vol-01.
- [82]. Woldetsadik, M. (2018). Usefulness of human security concept: African perspective. *CXII*, 5 (157), 73–80. [https://doi.org/10.21847/1728-9343.5\(157\).149056](https://doi.org/10.21847/1728-9343.5(157).149056)
- [83]. World Bank Group. (2017). *Conflict in Ukraine Socio-Economic Impacts of Internal Displacement and Veteran Return Summary Report*; May 2017
- [84]. World Bank. (2017). *“Forcibly Displaced: Toward a Development Approach Supporting Refugees, the Internally Displaced, and their Hosts.”* Washington, DC.
- [85]. Yigzaw Gedifew Sewenet & Abitew, Endalsasa Belay.(2019). Causes and Impacts of Internal Displacement in Ethiopia. *African Journal of Social Work*, Vol.9 No, 2; ISSN Print 1563-3934.
- [86]. Yusuf Muhammad Sani., Hadiza Muhammad Barka., Deborah Umaru. (2023). Emergency Relief Materials Administration and the Welfare of Internally Displaced Persons in Maiduguri, Borno State; *INNOVARE Journal of Social Sciences*, Vol 11, Issue 1.